

Kansai International Airport Passenger Terminal Building



Kansai International Airport is located on an artificial island, specially built in Osaka Bay. The shape of the roof of the terminal arises from a long work on the dynamic lines of the air flows circulating in the building. It has been designed to convey air from the passenger side to the track side without requiring the use of closed conduits. Blade-like baffles guide the airflow along the ceiling and reflect the light coming from above. This eliminates all the elements that would have prevented the structure from being seen. Even the curves of the "wings" of the building are the result of the application of a strict law: they have been defined on the basis of a toroidal geometry. The curvature is almost imperceptible, but it was necessary to favor the side view from the control tower.


Dati Progetto

Competition	1988
Construction	1991 - 1994
Area of the artificial island	4 km in length by 1,2 km in width (3 km from the mainland)
Total floor area	113879 m ²
Length	1734 m
Height	Main terminal 38 m max Wings 28 m max
Floors	4

Credits

Client	Kansai International Airport Co. Ltd.
Architect	Renzo Piano Building Workshop, architects – N. Okabe, senior partner in charge in association with Nikken Sekkei Ltd., Aéroports de Paris, Japan Airport Consultants Inc.
Consultants	Competition: Ove Arup & Partners (structure and services); M. Desvigne (landscaping) Basic design and detail design phases: Ove Arup & Partners (structure and services); Peutz & Associés (acoustics); R. J. Van Santen (facades); David Langdon & Everest, Futaba Quantity Surveying Co. Ltd. (cost control); K. Nyunt (landscaping) Construction phase: RFR (facades); Toshi Keikan Sekkei Inc. (canyon)

Immagini



Subject	Satellite photograph shows new airport island off the Bay of Osaka's east coast. Osaka is around river mouth to north-east and to the west, almost closing mouth of bay
---------	---

Date	-
------	---

Image code	Kan_003
------------	---------

Autore	
--------	--

Copyright	Fondazione Renzo Piano
-----------	------------------------



Subject	Island under construction: securing the perimeter with steel caissons
Date	-
Image code	Kan_012
Author	Hiwatashi, Kanji
Copyright	RPBW - Renzo Piano Building Workshop Architects Fondazione Renzo Piano



Subject	Aerial view of the site
Date	-
Image code	Kan_129
Author	-
Copyright	RPBW - Renzo Piano Building Workshop Architects Fondazione Renzo Piano KIAC



Subject	The building site lasted for 38 months, employing up to 10,000 workers. The crowd of workers was doing gymnastics every morning before the turn on the platform
Date	-
Image code	Kan_214
Author	Berengo Gardin, Gianni
Copyright	Berengo Gardin, Gianni



Subject	Building under construction
Date	-
Image code	Kan_PH_CS_02291A
Author	-
Copyright	



Subject	View of the building site
Date	-
Image code	Kan_PH_CS_02667
Author	Denancé, Michel
Copyright	Denancé, Michel



Subject	Building site
Date	-
Image code	Kan_PH_CS_02497
Author	Denancé, Michel
Copyright	Denancé, Michel



Subject	Building under construction - the roof struture
Date	-
Image code	Kan_PH_CS_02506
Author	Denancé, Michel
Copyright	Denancé, Michel



Subject	Worker assembling the structure
Date	-
Image code	Kan_PH_CS_02616
Autore	Denancé, Michel
Copyright	Denancé, Michel



Subject	Structure detail
Date	-
Image code	Kan_PH_CS_01810
Author	Hata, Yoshio
Copyright	Fondazione Renzo Piano




Subject	Structure detail
Date	-
Image code	Kan_PH_CS_03336
Autore	Okabe, Noriaki
Copyright	Fondazione Renzo Piano



Subject	Structure under construction
Date	-
Image code	Kan_126
Author	Hata, Yoshio
Copyright	Fondazione Renzo Piano



Subject	Joint detail
Date	-
Image code	Kan_PH_CS_02545
Author	Denancé, Michel
Copyright	Denancé, Michel



Subject	Along immens airside length of building, different phases of construction proceed simultaneously
Date	-
Image code	Kan_042
Author	Berengo Gardin, Gianni
Copyright	Berengo Gardin, Gianni



Subject	Construction phase of the roof
Date	-
Image code	Kan_049
Author	Berengo Gardin, Gianni
Copyright	Berengo Gardin, Gianni



Subject	Building of the roof
---------	----------------------

Date	-
------	---

Image code	Kan_091
------------	---------

Author	
--------	--

Copyright	Fondazione Renzo Piano
-----------	------------------------



Subject	Construction site - the roof
Date	-
Image code	Kan_094
Author	Berengo Gardin, Gianni
Copyright	Berengo Gardin, Gianni



Subject	Construction site - the international departures hall
Date	-
Image code	Kan_095
Author	Berengo Gardin, Gianni
Copyright	Berengo Gardin, Gianni




Subject	Workers on the construction site
---------	----------------------------------

Date	-
------	---


Image code	Kan_105
------------	---------

Author	Berengo Gardin, Gianni
--------	------------------------

Copyright	Berengo Gardin, Gianni
-----------	------------------------




Subject	Construction view brings home the immense scale of the boarding wing
Date	-
Image code	Kan_110
Author	Berengo Gardin, Gianni
Copyright	Berengo Gardin, Gianni



Subject	Roof detail during assembly
Date	-
Image code	Kan_117
Author	Hosokawa, Kazuaki
Copyright	Hosokawa, Kazuaki



Subject	Casing detail during assembly
Date	-
Image code	Kan_215
Author	-
Copyright	-



Subject	Aerial view of the airport
Date	-
Image code	Kan_097
Author	Hiwatashi, Kanji
Copyright	Fondazione Renzo Piano




Subject	International departures hall. View across top of canyon
Date	-
Image code	Kan_098
Author	Ishida, Shunji
Copyright	Fondazione Renzo Piano



Subject	View from roof of cargo terminal shows curves of roof to best effect
Date	-
Image code	Kan_057
Author	Shinkenchiku-sha Co., Ltd.
Copyright	Fondazione Renzo Piano



Subject	External building view
Date	-
Image code	Kan_116
Author	Hata, Yoshio
Copyright	Fondazione Renzo Piano



Subject	Coating detail
Date	-
Image code	Kan_PH_CS_02050A
Author	Hata, Yoshio
Copyright	Fondazione Renzo Piano



Subject	Departures drop-off: glazed gable-end of central terminal block offers dramatic night views of international departures hall with suspended air scoops
Date	-
Image code	Kan_009
Author	Hata, Yoshio
Copyright	Fondazione Renzo Piano



Subject	Windows architectural detail
Date	2016-08-22
Image code	Kan_235
Author	Ishida, Shunji
Copyright	Fondazione Renzo Piano



Subject	Windows architectural detail
Date	2016-08-22
Image code	Kan_236
Author	Ishida, Shunji
Copyright	Fondazione Renzo Piano



Subject	Joint detail
Date	2016-08-22
Image code	Kan_237
Author	Ishida, Shunji
Copyright	Fondazione Renzo Piano

FONDAZIONE
RENZO
PIANO

Subject	External building view
Date	-
Image code	Kan_152
Author	Ishida, Shunji
Copyright	Fondazione Renzo Piano



Subject	Swooping curves of roof and structure seen from departures level road
Date	-
Image code	Kan_104
Author	Ishida, Shunji
Copyright	Fondazione Renzo Piano



Subject	View of an interior space
Date	
Image code	Kan_001
Author	Gilbert, Dennis
Copyright	Viewpictures



Subject

Internal departures hall: sloping props create dramatic portal welcoming those arriving across bridge from departures drop-off

Date

Image code

Kan_005

Author

Ishida, Shunji

Copyright

Fondazione Renzo Piano



Subject

Internal departures hall: passengers are led forward by the curves of structure and air-scoops. Sculptures by Susumu Shingu make visible the flow of the air-jets

Date

-

Image code

Kan_005

Author

Shingu, Susumu

Copyright

Shingu, Susumu



Subject

The canyon: view northwards. Those arriving from landside to left are immediately alerted to multi-level organisation of terminal and can change levels by escalator and lifts. Those arriving from abroad are immediately conformed by trees indigenous to Japan

Date

post 1994

Image code

Kan_008

Author

Shinkenchiku-sha Co., Ltd.

Copyright

Fondazione Renzo Piano




Subject	International departures lounge: Southern gable-end of hall. Fan-coil units in rectilinear blue posts compensate for heat losses or gains through the truss-stiffened glazing
Date	-
Image code	Kan_101
Author	Kinumaki, Yutaka
Copyright	Fondazione Renzo Piano

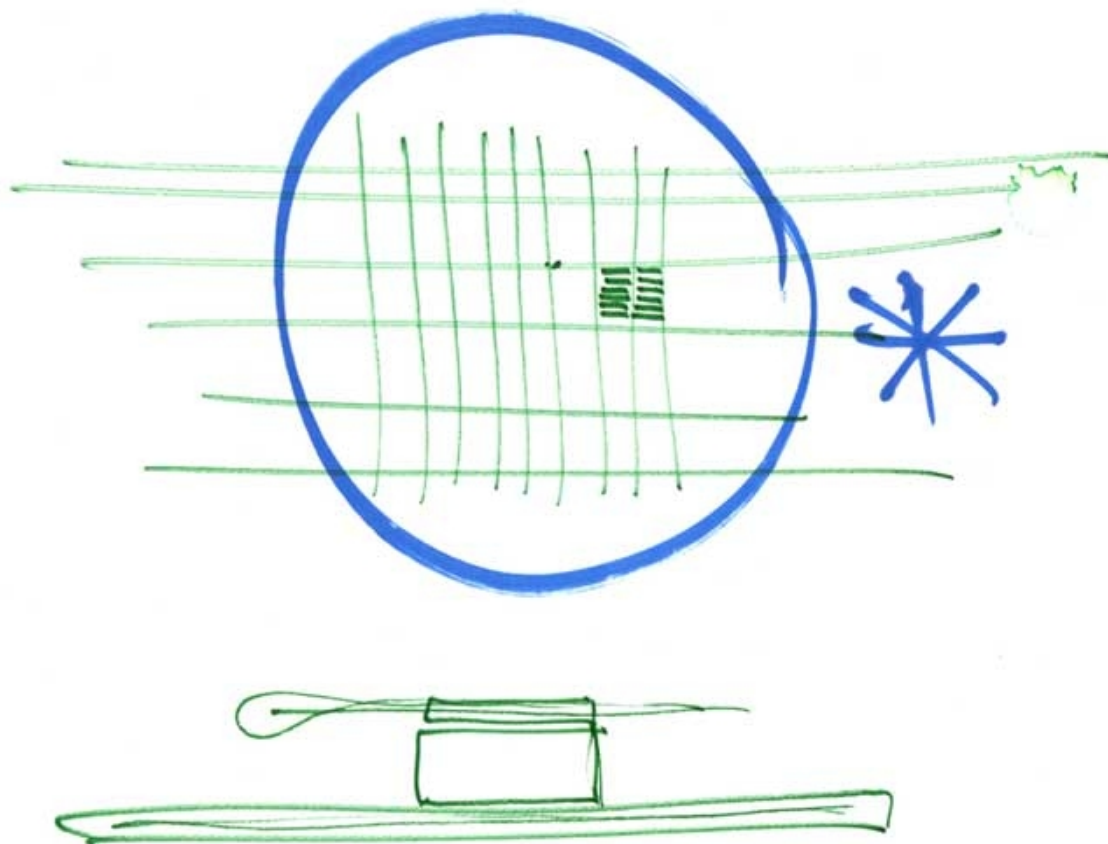


Subject	Domestic boarding lounge
Date	post 1994
Image code	Kan_111
Author	Newspaper Yomiuri
Copyright	Newspaper Yomiuri

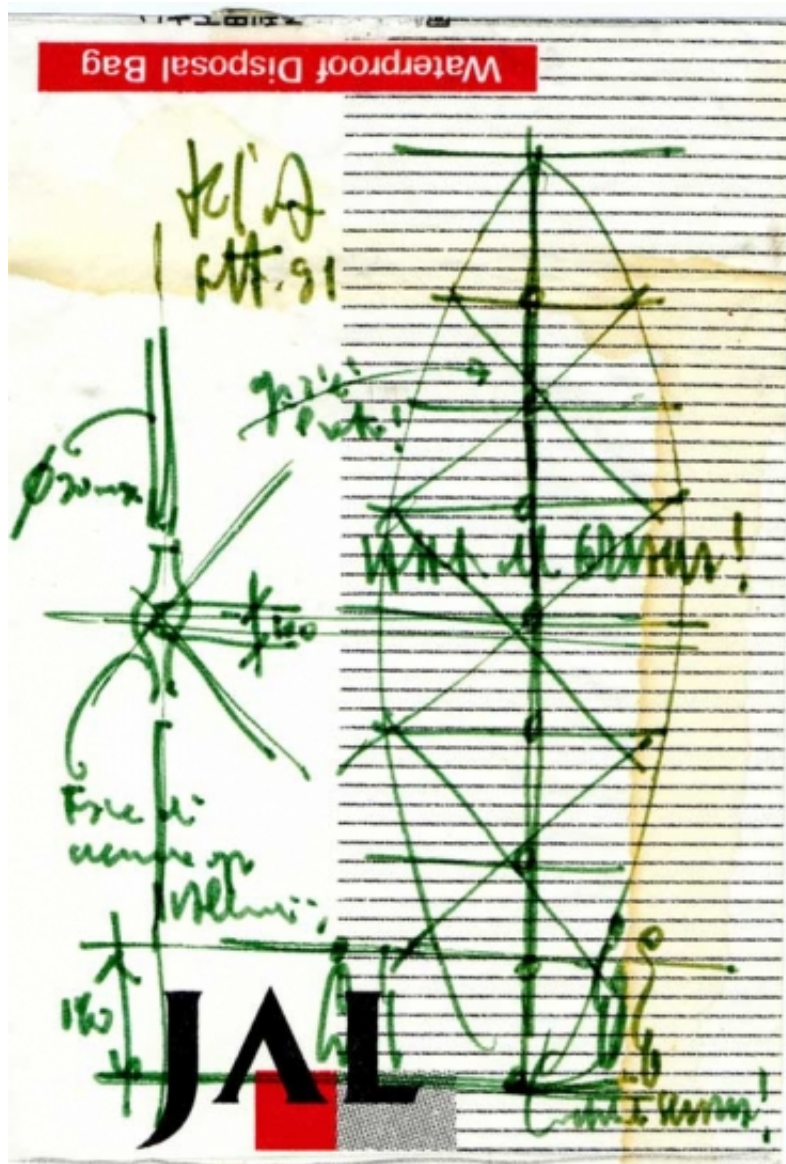
Disegni



Title	-
Scale	-
Size	A4
Date	1988/07/12
Drawing number	-
Drawing code	Kan-rp_002
Author	Renzo Piano
Copyright	Fondazione Renzo Piano



Title	-
Scale	-
Size	A4
Date	1988/07/12
Drawing number	-
Drawing code	Kan-rp_003
Author	Renzo Piano
Copyright	Fondazione Renzo Piano



Title	-
Scale	-
Size	10x14 cm
Date	1991/09/01
Drawing number	-
Drawing code	Kan-rp_099

Author

Renzo Piano

Copyright

Fondazione Renzo Piano



Title

-

Scale

-

Size

10x14 cm

Date

1991/09/01

Drawing number

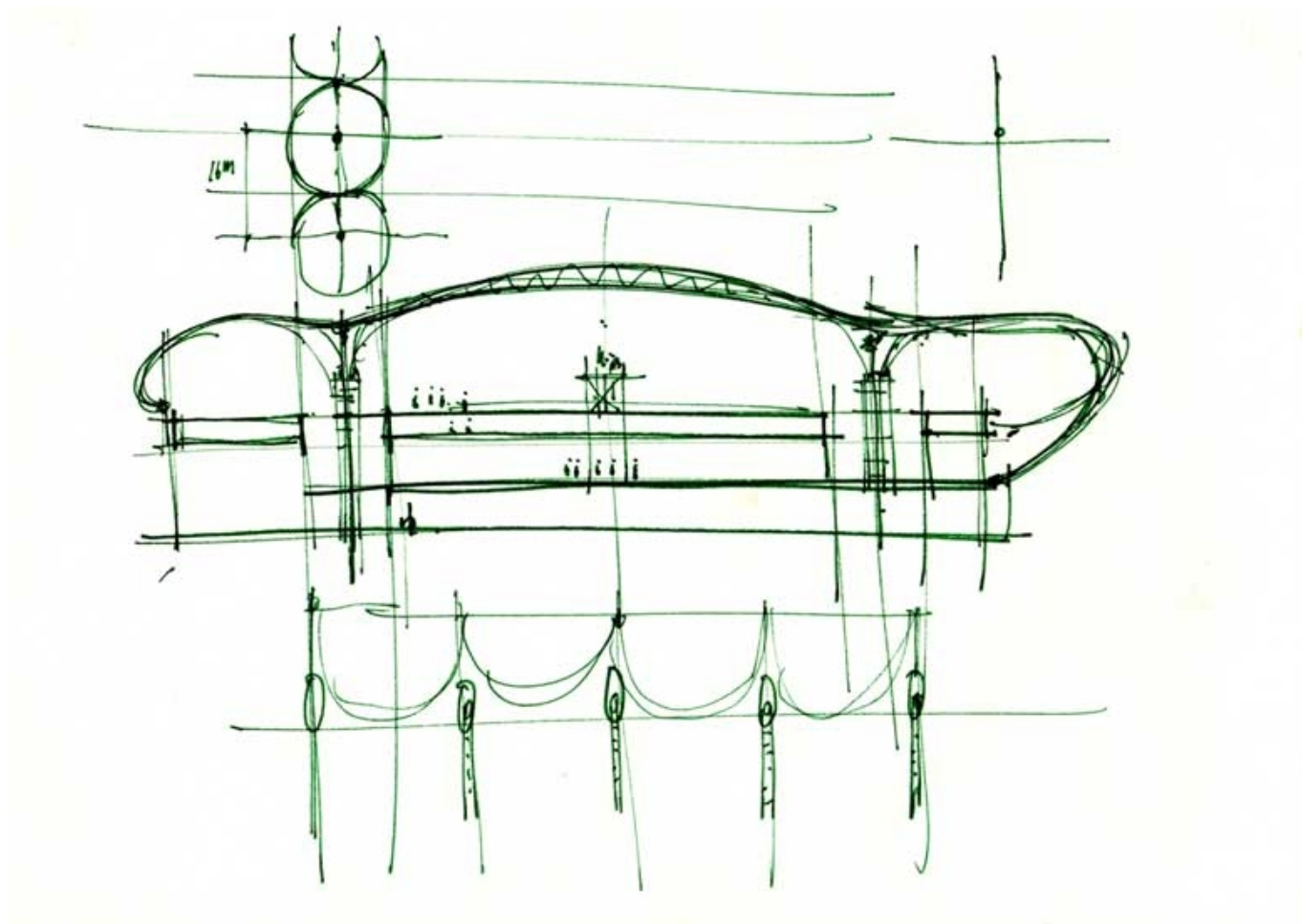
-

Drawing code


Kan-rp_100

Author	Renzo Piano
--------	-------------

Copyright	Fondazione Renzo Piano
-----------	------------------------



Title	-
Scale	-
Dize	A4
Date	(1988)
Drawing number	-
Drawing code	Kan-rp_113
Author	Renzo Piano
Copyright	Fondazione Renzo Piano



Title	-
Scale	-
Size	A4
Date	1988/09/22
Drawing number	-
Drawing code	Kan-rp_118
Author	Renzo Piano
Copyright	Fondazione Renzo Piano

level you see Peter!!!

16.4.

steel structure

up/dyke hole

concrete structure

MIMCHESTER road!!!

16.1.

16.2.

Peter: this is the view, behind to you the telephone!

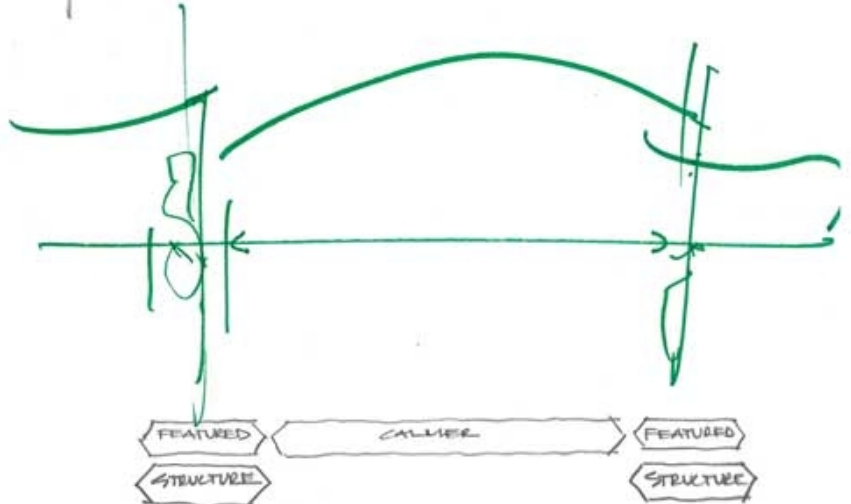
51 / 136

ROOF STRUCTURE

SHINY ALUMINIUM INDUSTRIAL PRODUCTS LAYED OUT ON THE ISLAND.

- * EXTRUSION IS FAVOURED (NOT THE SMOOTHER FLOWING FORME.)
- * THE 60 M x 18 M STRUCTURE ; (A BEAM STRUCTURE ONE WAY EVERY 18 M IS NOT FAVOURED)
WE MOVE MORE TO THE 3D STRUCTURE, LIKE TWO HANDS AND FINGERS SUPPORTING A SHEET OF PAPER

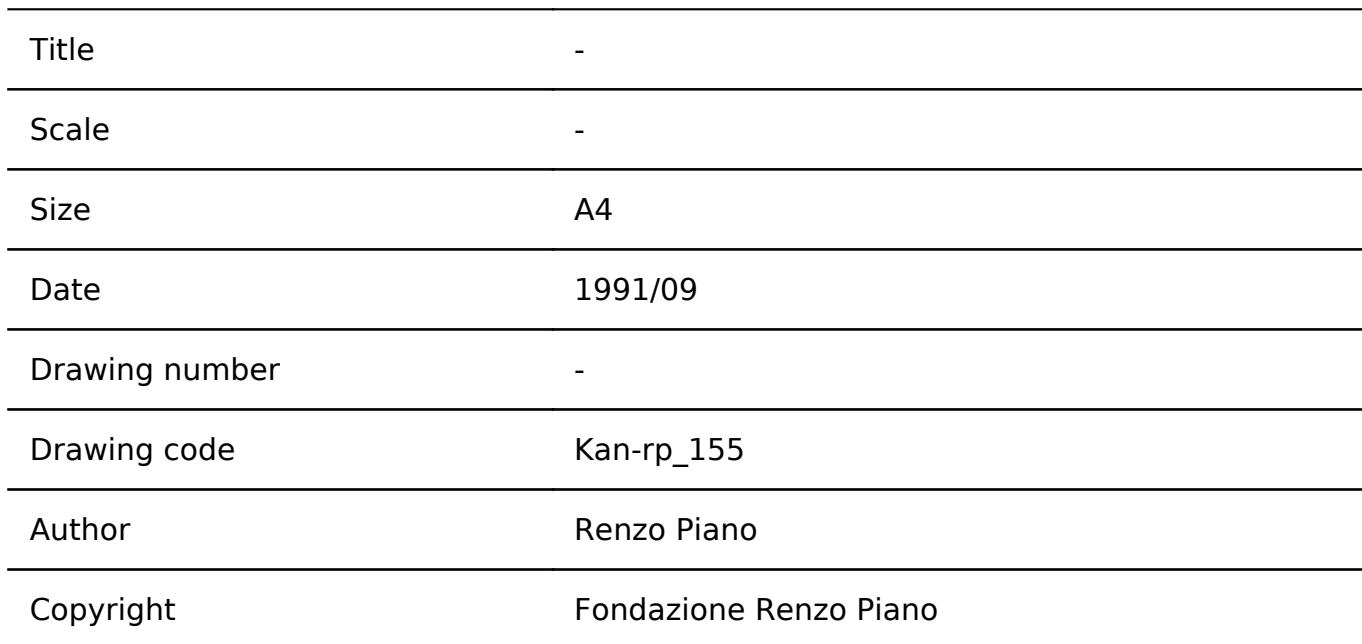
- * SO WE ATTEMPT TO SUPRIME THE MIDDLE COLUMN (AND THE MIDDLE ROW OF HOLES, SO THE DEPTH OF THE BUILDING SHOULD REDUCE ALSO.)

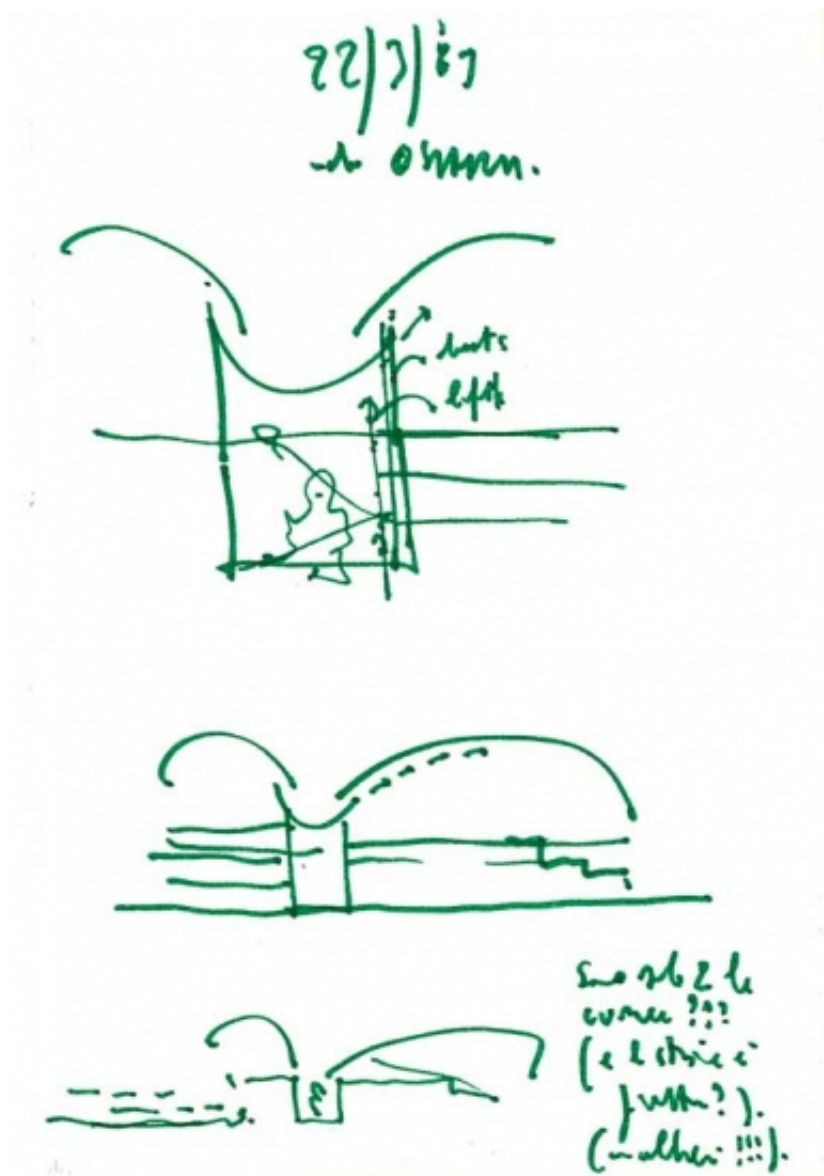


- * MOVEMENT JOINTS FOR SIESMIC CONDITIONS.
EVERY 50M FOR THE ROOF
" 100M FOR THE CONCRETE
AROUND 150MM WIDE ??

RENZO 24.8.88

Title	Roof structure
Scale	-
Size	A4
Date	1988/08/24
Drawing number	-
Drawing code	Kan-rp_154
Author	Renzo Piano
Copyright	Fondazione Renzo Piano

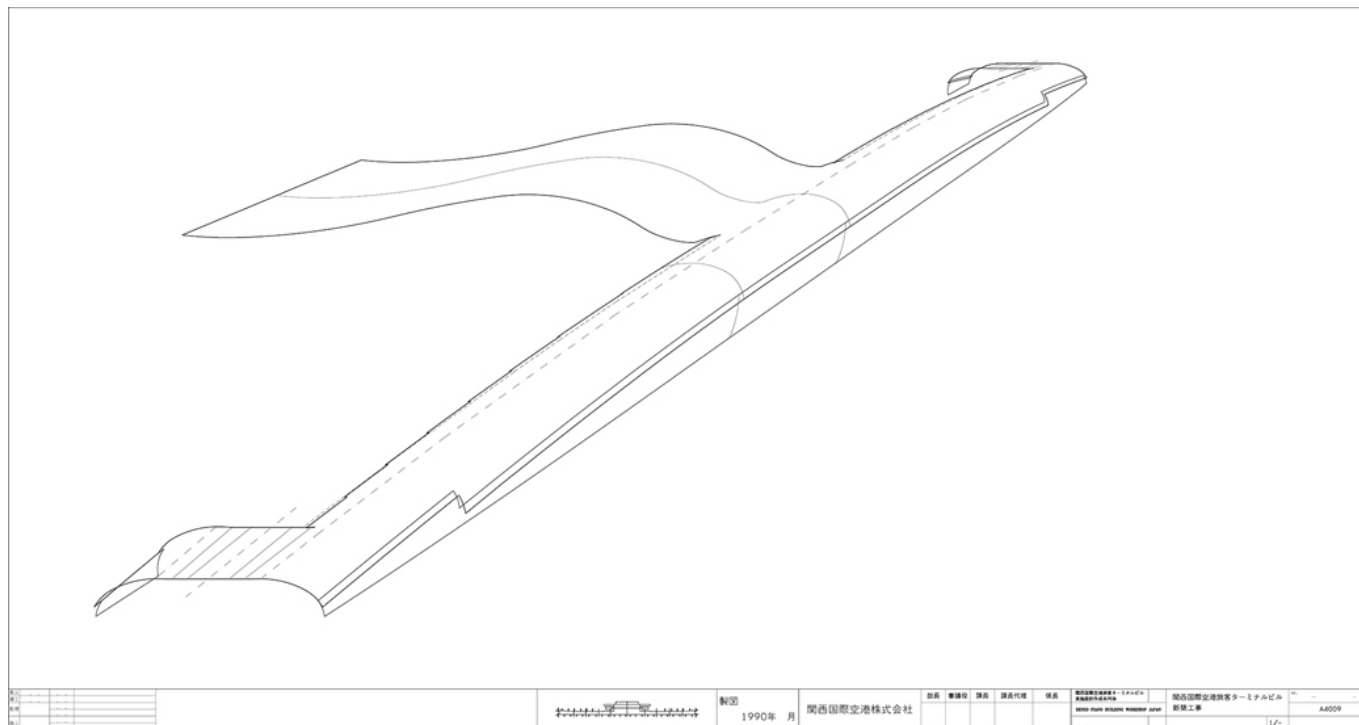





Title	-
Scale	-
Size	10,50x14,80 cm
Date	1991/09
Drawing number	-
Drawing code	Kan-rp_174

Author	Renzo Piano
--------	-------------

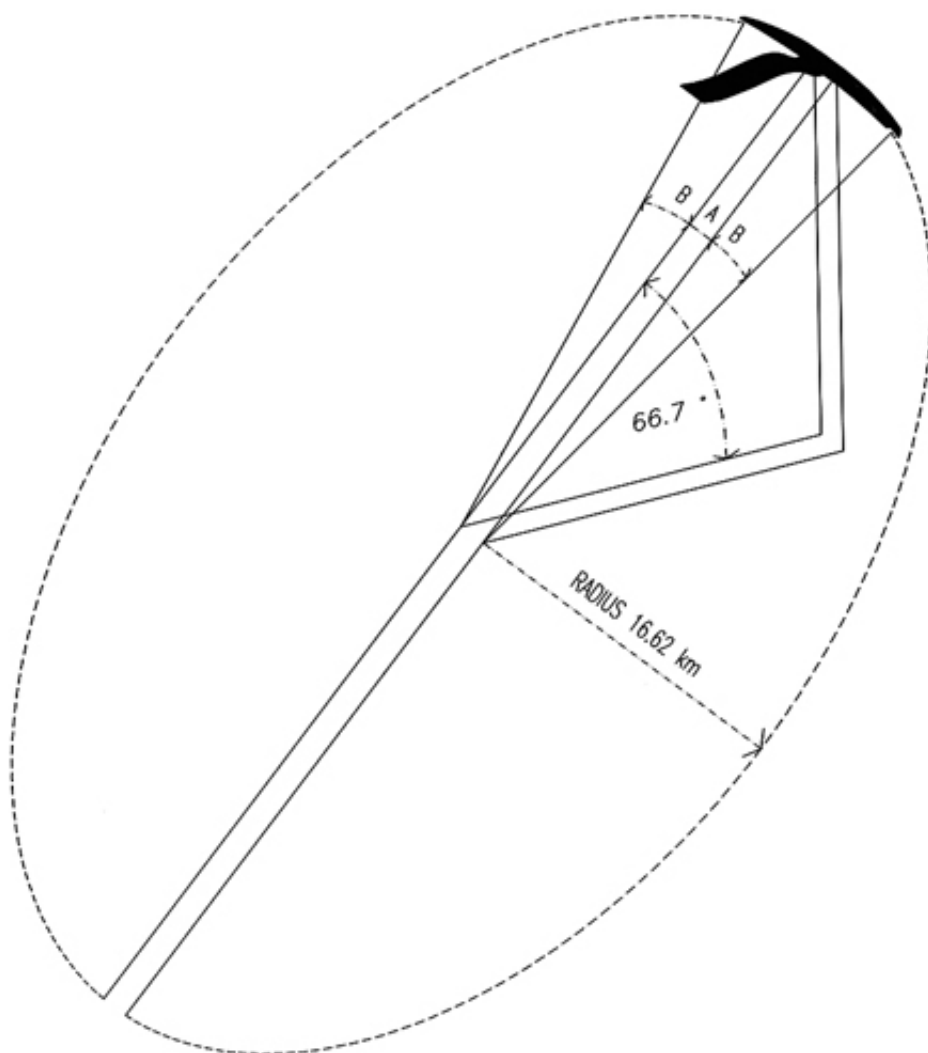
Copyright	Fondazione Renzo Piano
-----------	------------------------



Title	Geometry report
Scale	NTS
Date	1991/03/01
Drawing number	A4009
Drawing code	KAN_DW_020
Author	Renzo Piano Building Workshop
Copyright	Fondazione Renzo Piano



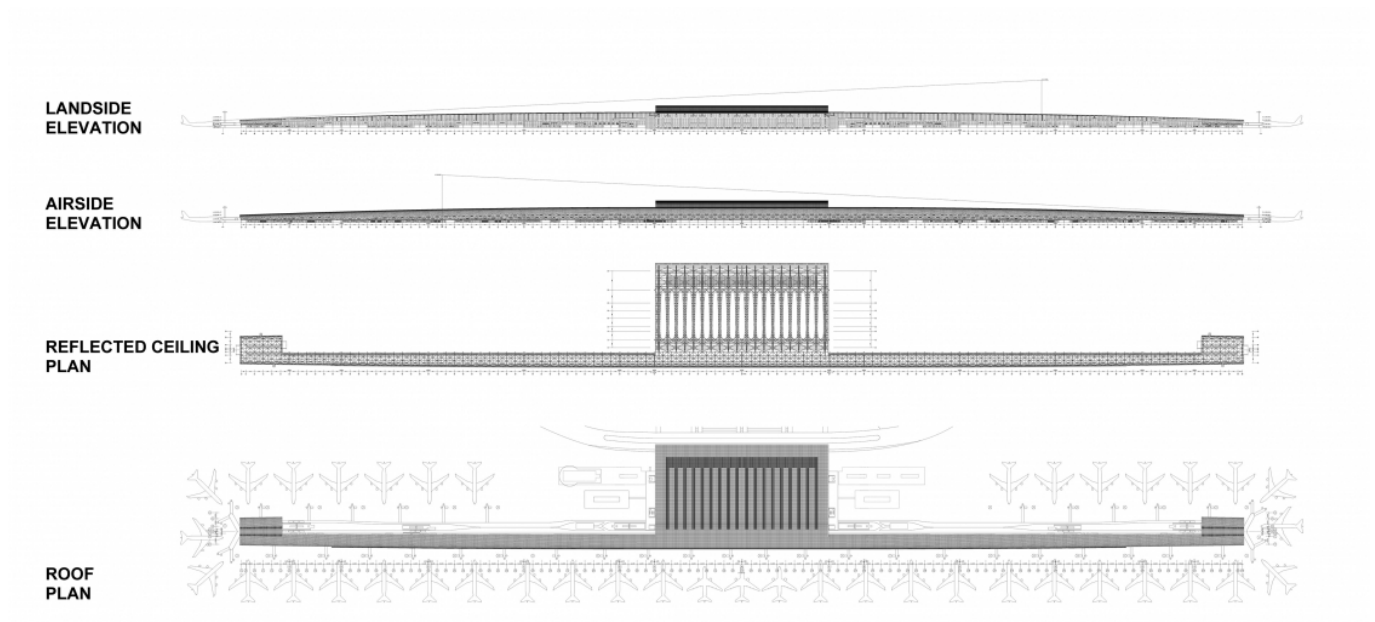
Title	Geometrical study
Scale	NTS
Date	1990/01/01
Drawing number	-
Drawing code	KAN_DW_126
Author	Renzo Piano Building Workshop
Copyright	Fondazione Renzo Piano



Title	Geometrical study
Scale	NTS
Date	1990/01/01
Drawing number	-
Drawing code	KAN_PH_DW_00455A
Author	Renzo Piano Building Workshop

Copyright

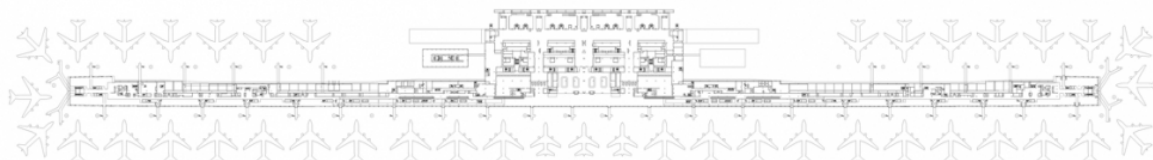
Fondazione Renzo Piano



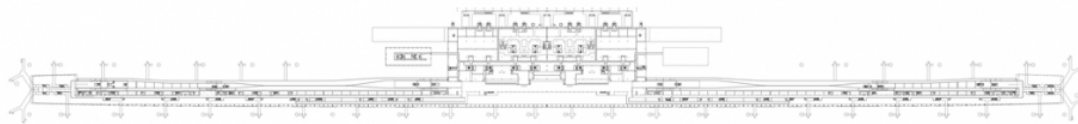
Title	Roof plan, Ref. ceiling plan, Elevations
Scale	1:2000
Date	1990/01/01
Drawing number	-
Drawing code	KAN_DW_114
Author	Renzo Piano Building Workshop
Copyright	Fondazione Renzo Piano



Title	Plan level 1
Scale	1:1000
Date	1990/01/01
Drawing number	-
Drawing code	KAN_DW_122
Author	Renzo Piano Building Workshop
Copyright	Fondazione Renzo Piano



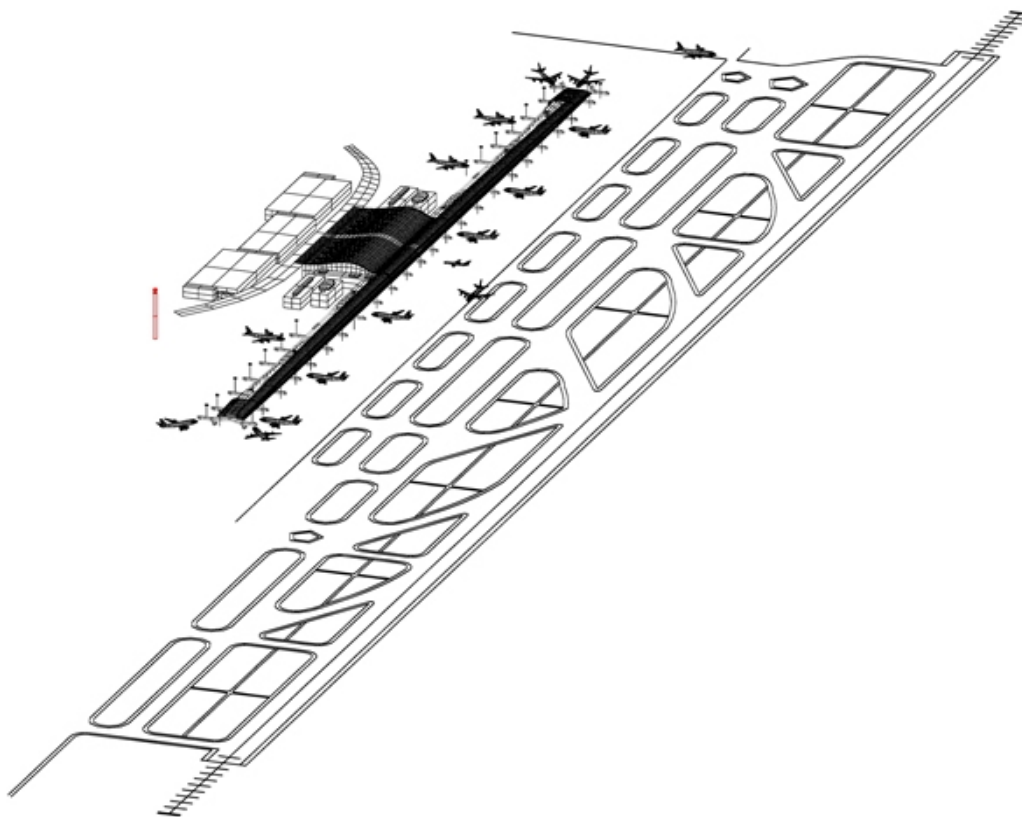
Title	Plan level 2
Scale	1:1000
Date	1990/01/01
Drawing number	-
Drawing code	KAN_DW_123
Author	Renzo Piano Building Workshop
Copyright	Fondazione Renzo Piano



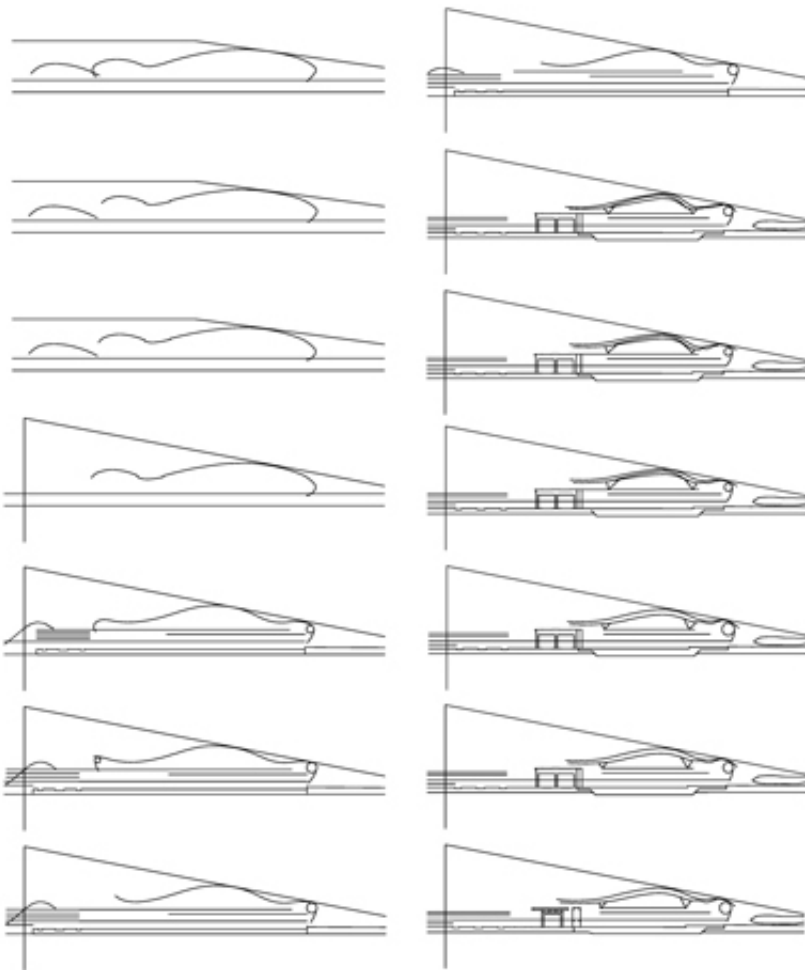
Title	Plan level 3
Scale	1:1000
Date	1990/01/01
Drawing number	-
Drawing code	KAN_DW_124
Author	Renzo Piano Building Workshop
Copyright	Fondazione Renzo Piano



Title	Plan level 4
Scale	1:1000
Date	1990/01/01
Drawing number	-
Drawing code	KAN_DW_125
Author	Renzo Piano Building Workshop
Copyright	Fondazione Renzo Piano



Title	Visibility study from the Control Tower
Scale	NTS
Date	1992/09/01
Drawing number	-
Drawing code	KAN_DW_078
Author	Renzo Piano Building Workshop
Copyright	Fondazione Renzo Piano

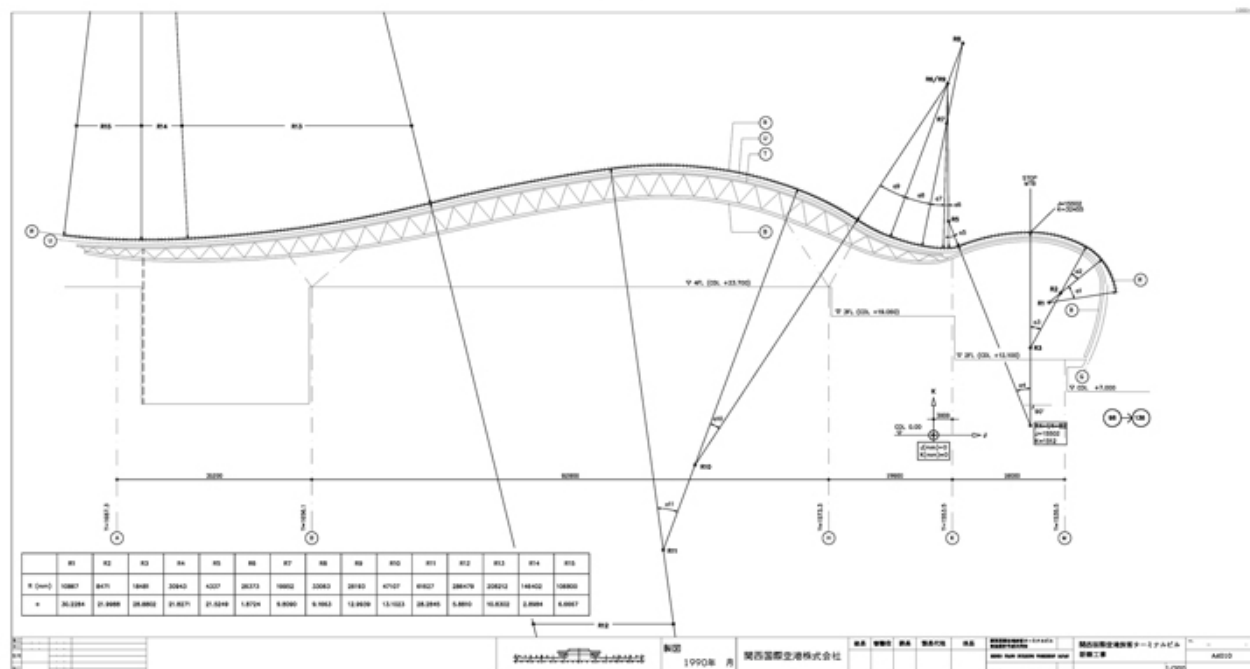


KANSAI INTERNATIONAL AIRPORT
EVOLUTION OF GEOMETRY 2D
FROM MARCH TO DECEMBER 1989

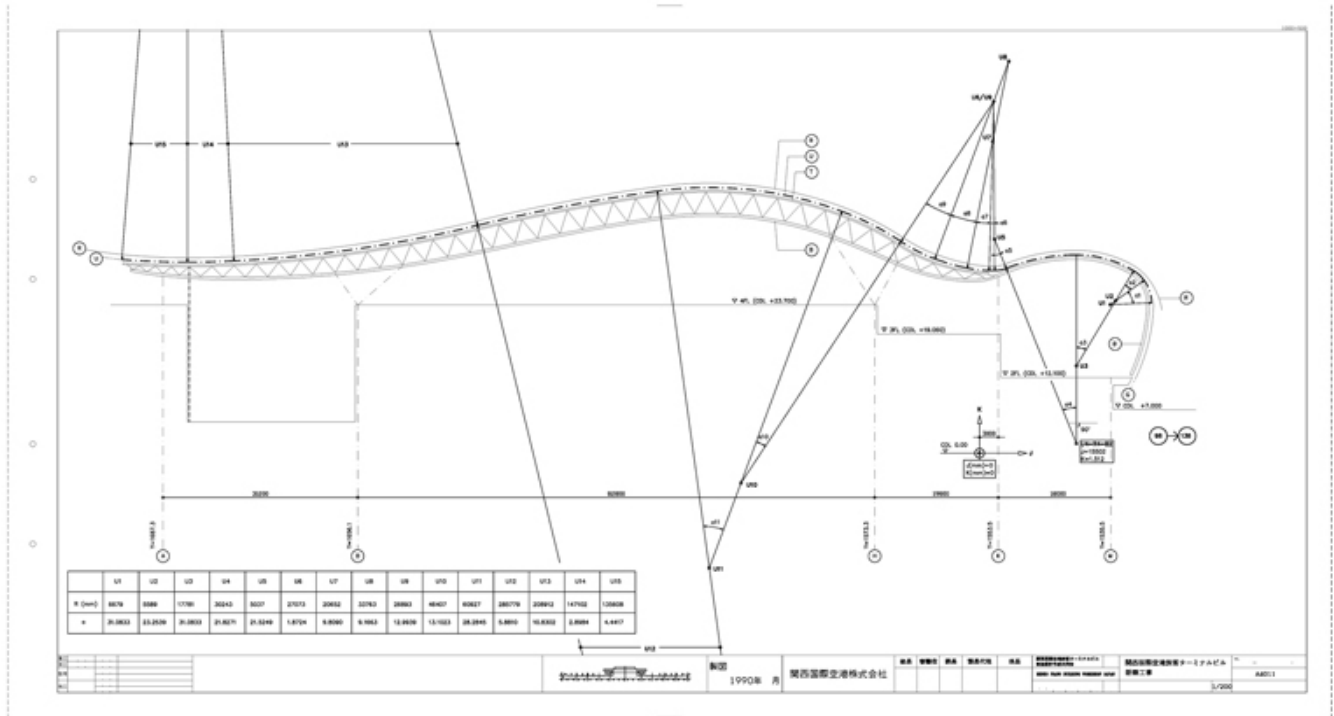
Title	Evolution of geometry 2D from March to December 1989
Scale	NTS
Date	1990/10/01
Drawing number	-
Drawing code	KAN_DW_080
Author	Renzo Piano Building Workshop

Copyright

Fondazione Renzo Piano



Title	Geometry report - G. L. 98/136
Scale	1:200
Date	1991/03/01
Drawing number	A4010
Drawing code	KAN_DW_021
Author	Renzo Piano Building Workshop
Copyright	Fondazione Renzo Piano



Title Geometry report - G. L. 98/136

Scale 1:200


Date 1991/03/01

Drawing number A4011

Drawing code KAN_DW_022

Author Renzo Piano Building Workshop

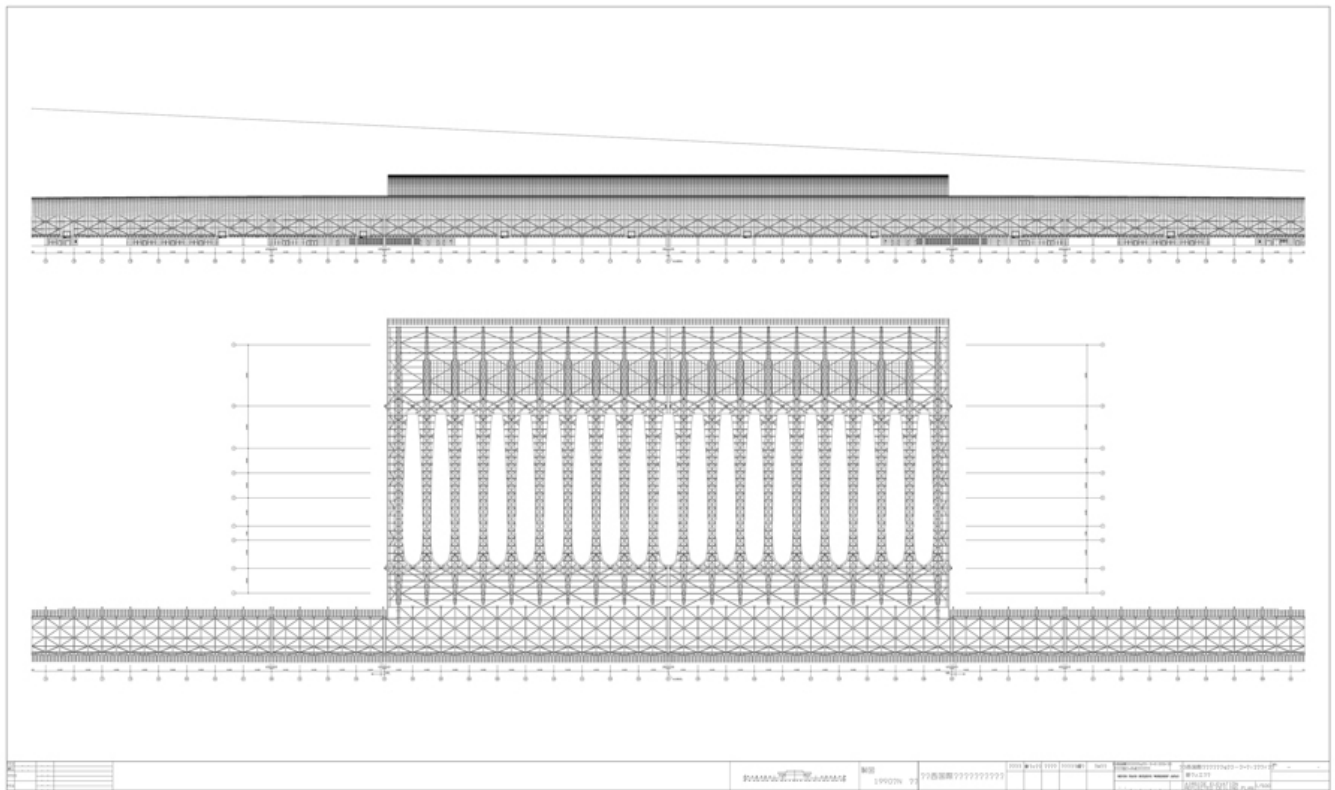
Copyright Fondazione Renzo Piano



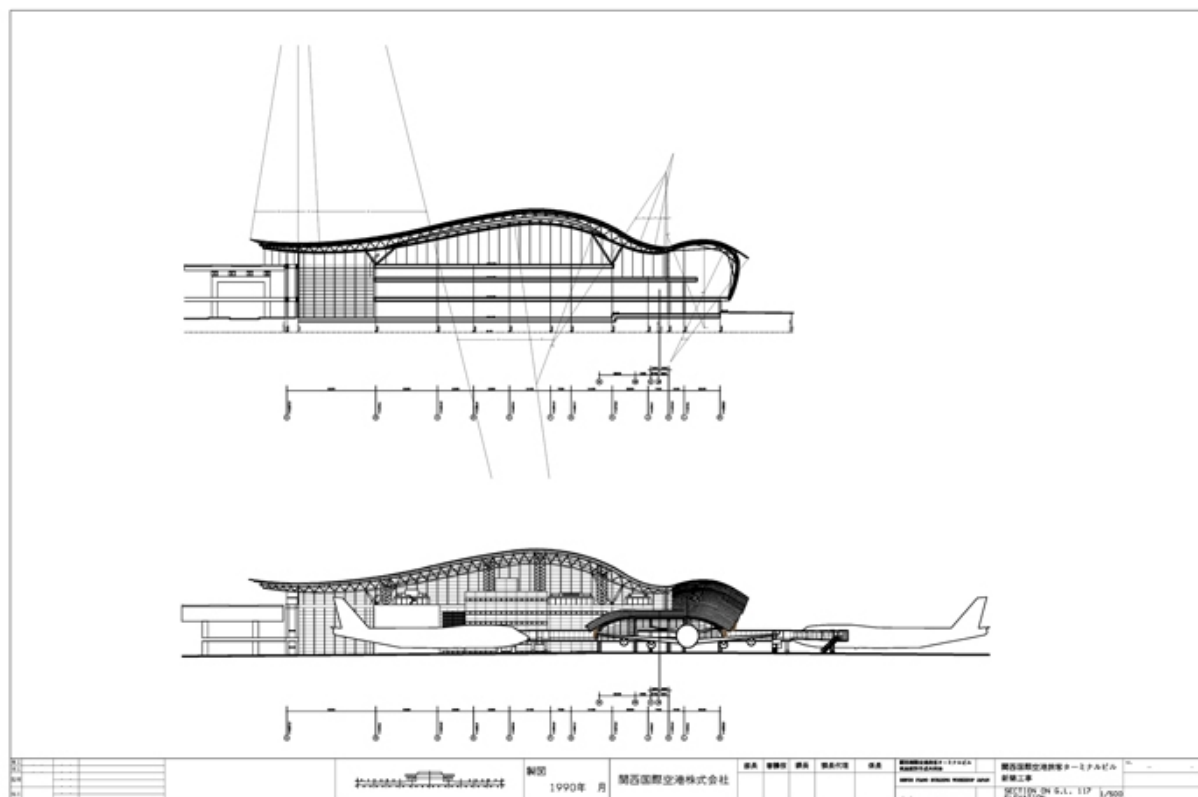
Title	Transition study. Plan Wing/MTB
Scale	N/A
Size	128 x 87,5 cm
Date	1989/09/22
Drawing number	SK162
Drawing code	KAN_E_010

Author	Renzo Piano Building Workshop
--------	-------------------------------


Copyright	Fondazione Renzo Piano
-----------	------------------------




Title	Airside Elevation - Reflected Ceiling Plan
Scale	1:500
Date	1990/01/01
Drawing number	-
Drawing code	-
Author	Renzo Piano Building Workshop
Copyright	Fondazione Renzo Piano



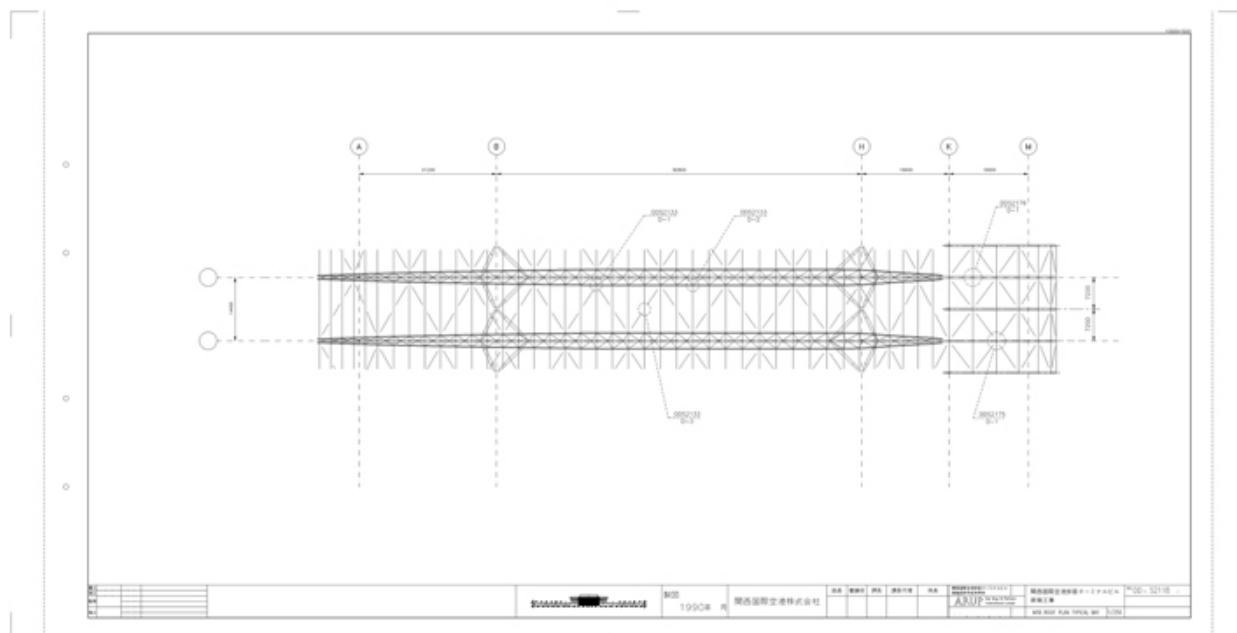
Title	Section on G.L. 117 - Elevation
Scale	1:500
Date	1990/10/01
Drawing number	-
Drawing code	KAN_DW_079
Author	Renzo Piano Building Workshop
Copyright	Fondazione Renzo Piano



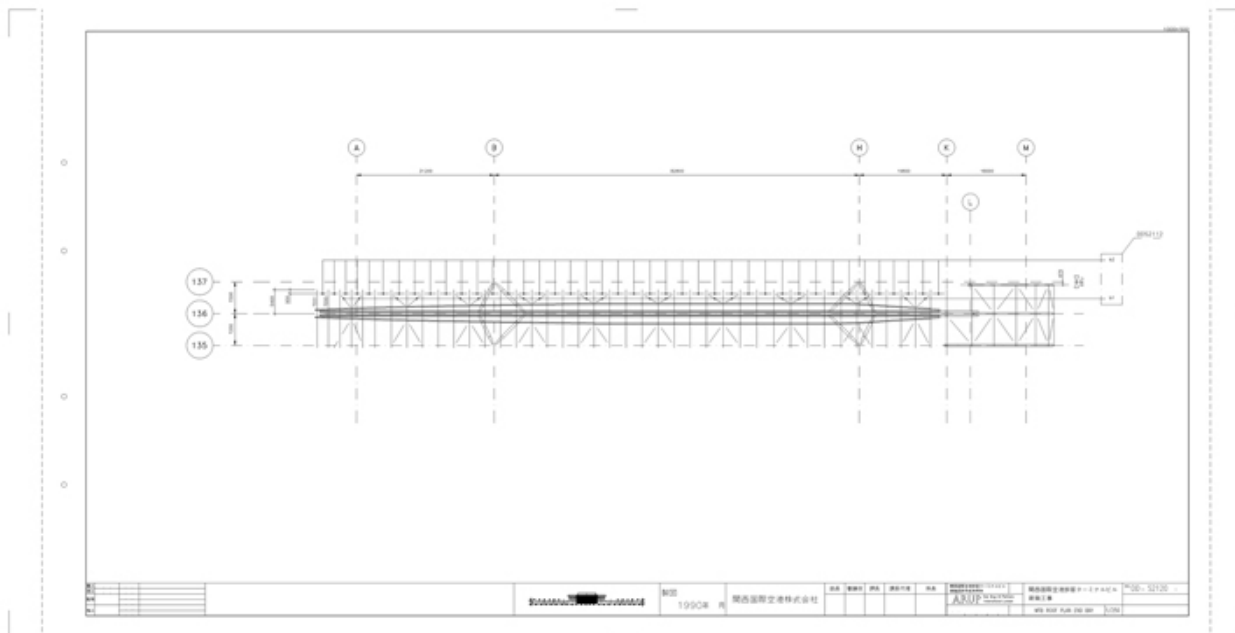
Title	MTB (Main Terminal Building) plan primary steelwork
Scale	1:500
Date	1990/09/01
Drawing number	DD - S2111
Drawing code	KAN_DW_081
Author	Renzo Piano Building Workshop
Copyright	Fondazione Renzo Piano




Title	MTB (Main Terminal Building) plan secondary steelwork
Scale	1:500
Date	1990/09/01
Drawing number	DD - S2112
Drawing code	KAN_DW_082
Author	Renzo Piano Building Workshop
Copyright	Fondazione Renzo Piano



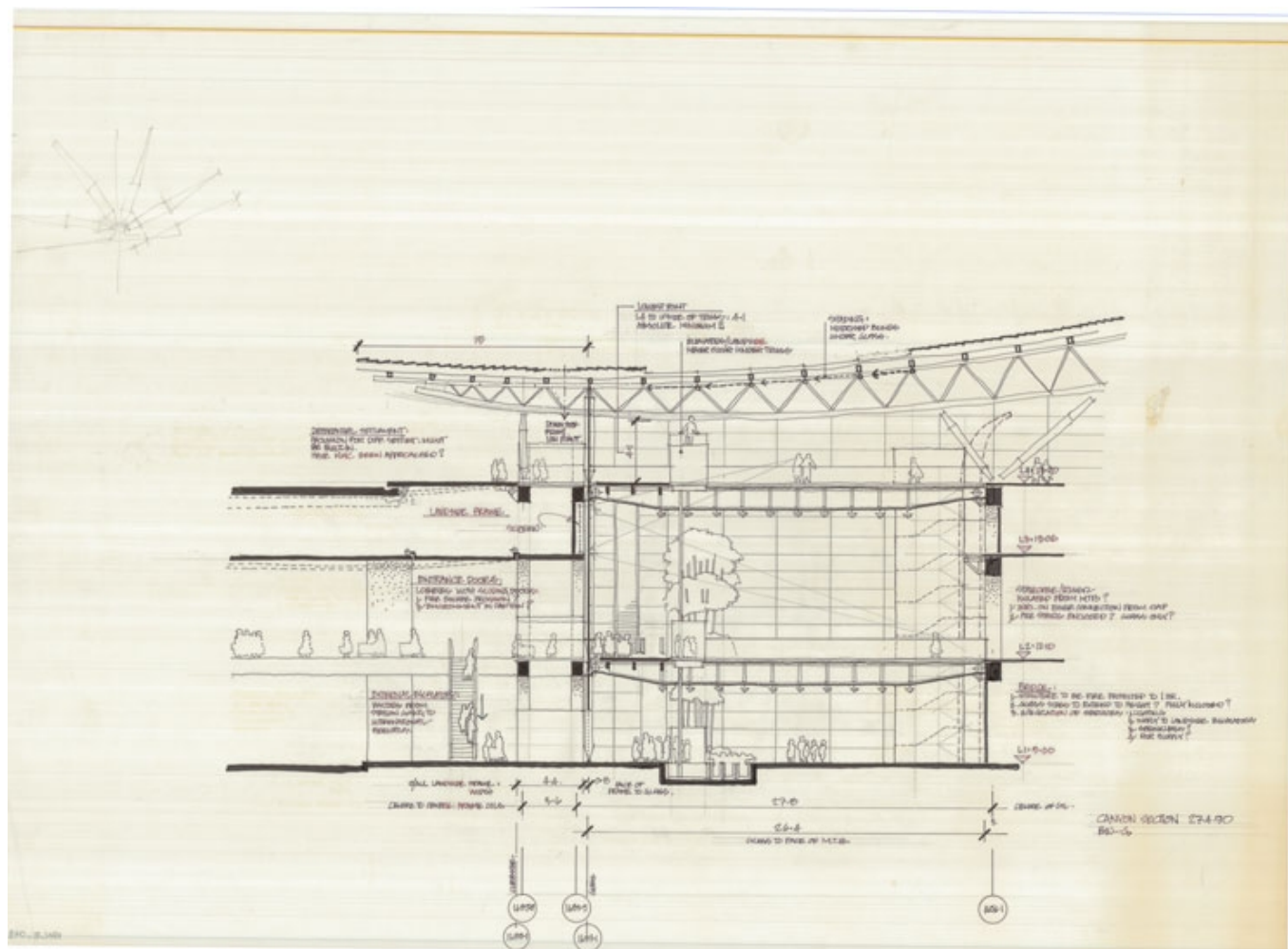
Title	MTB roof plan typical bay
Scale	1:250
Date	1990/09/01
Drawing number	DD - S2118
Drawing code	KAN_DW_086
Author	Renzo Piano Building Workshop
Copyright	Fondazione Renzo Piano




Title	MTB roof plan end bay
Scale	1:250
Date	1990/09/01
Drawing number	DD - S2120
Drawing code	KAN_DW_087
Author	Renzo Piano Building Workshop
Copyright	Fondazione Renzo Piano




Title	Cladding pack
Scale	N/A
Size	78 x 59,2 cm
Date	1990/01/01
Drawing number	-
Drawing code	KAN_E_441
Author	Renzo Piano Building Workshop
Copyright	Fondazione Renzo Piano



Title	Transition study. Canyon section.
Scale	N/A
Date	1990/04/27
Drawing number	-
Drawing code	KAN_E_079
Author	Renzo Piano Building Workshop
Copyright	Fondazione Renzo Piano



Title	Canyon study
Scale	1:100
Date	1990/04/27
Drawing number	-
Drawing code	KAN_E_141
Author	Renzo Piano Building Workshop
Copyright	Fondazione Renzo Piano




SK 199
Kansai International J.A.
1989

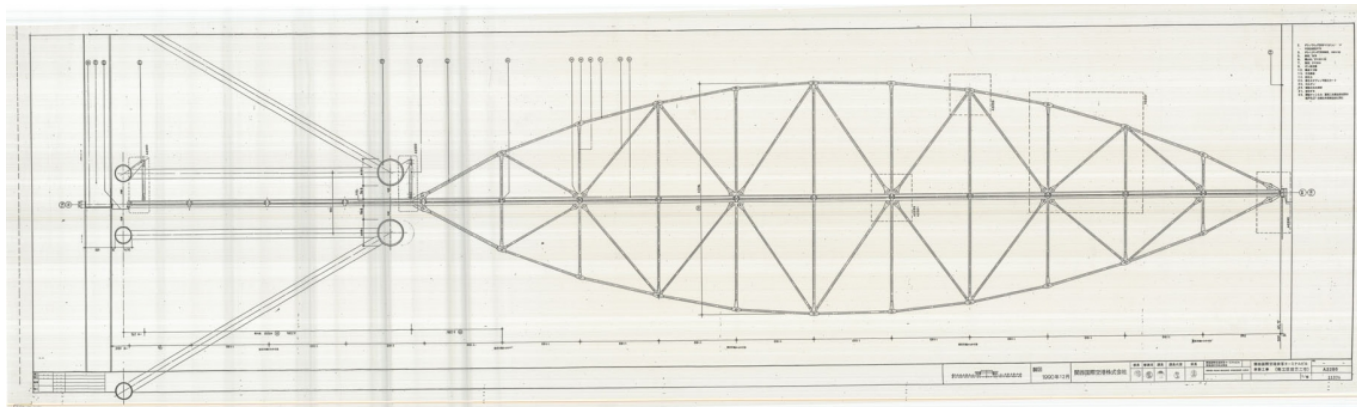
Size	89,5 x 80,5 cm
Title	Canyon perspective L2
Scale	N/A
Date	1989/12/19
Drawing number	SK199
Drawing code	KAN_E_088

Author	Renzo Piano Building Workshop
--------	-------------------------------

Copyright	Fondazione Renzo Piano
-----------	------------------------



Title	End wall masts
Scale	1:100
Date	1990/09/01
Drawing number	A-2284
Drawing code	KAN_DW_009
Author	Renzo Piano Building Workshop
Copyright	Fondazione Renzo Piano



Title	End wall mast - detailed elevation
Scale	1:10
Size	204 cm x 59,4 cm
Date	1990/12/01
Drawing number	11375
Drawing code	KAN_E_373
Author	Renzo Piano Building Workshop
Copyright	Fondazione Renzo Piano

KANSAI AIRPORT STRUCTURE CHECKLIST	GEOMETRY AND LOCATION	GEOMETRY VARIATION	SIZE VARIATION	CONNECTION CASES	ANGLE RANGE	SEISMIC JOINT CONDITION	AIRPORT CONDITION	BOARDING BRIDGES	EDGE CONDITION		
									AIR SIDE (A/S)	LAND SIDE (L/S)	WING END (W/E)
DIAPHRAGM (DB)	RIB										
	CANTILEVER TRUSS										
	SUPPORT LEG										
INTERMEDIATE (IB)	RIB										
	CANTILEVER TRUSS										
	SUPPORT TRUSS										
SHELL BRACING											
SECONDARY BEAMS											

Title Kansai airport structure checklist

Scale N/A

Size 71 x 61,5 cm

Date 1990/04/01

Drawing number -

Drawing code KAN_E_154

Author Renzo Piano Building Workshop

Copyright Fondazione Renzo Piano

KANSAI AIRPORT STRUCTURE CHECKLIST		GEOMETRY AND LOCATION	GEOMETRY VARIATION	LOCATION	CONNECTION CASES	ANGLE RANGE	SEISMIC JOINT LOCATION	AT C. D.	EDGE CONDITION	AIR SIDE (A/S)	LAND SIDE (L/S)	SPECIAL CASES
MTB PRIMARY	TRUSS						N/A	F				
	NOT CHORDOR CHORD						N/A	D/E B/D C/D		N/A		
MTB SECONDARY	MIN MEMB						N/A	N/A		N/A	N/A	
	BASE PLATES/CLAS LEGS						N/A	N/A		N/A	N/A	
MTB TERTIARY	NORMAL						N/A	N/A				
	CANTILEVER						N/A	N/A		N/A		
MTB TERTIARY	X-BRACING						N/A	N/A				

Title Kansai airport structure checklist

Scale N/A

Size 91 x 61,5 cm

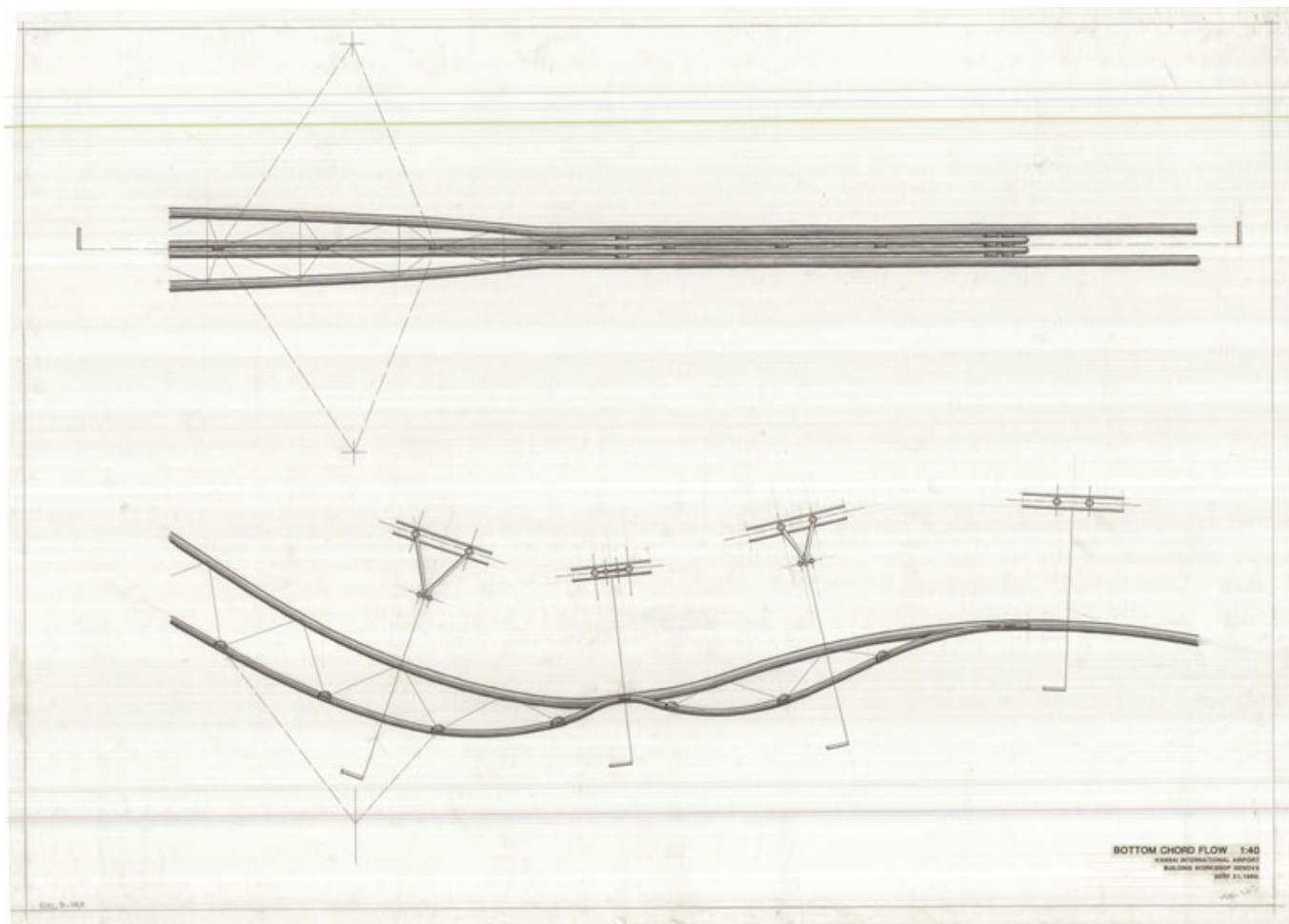
Date 1990/04/01

Drawing number -

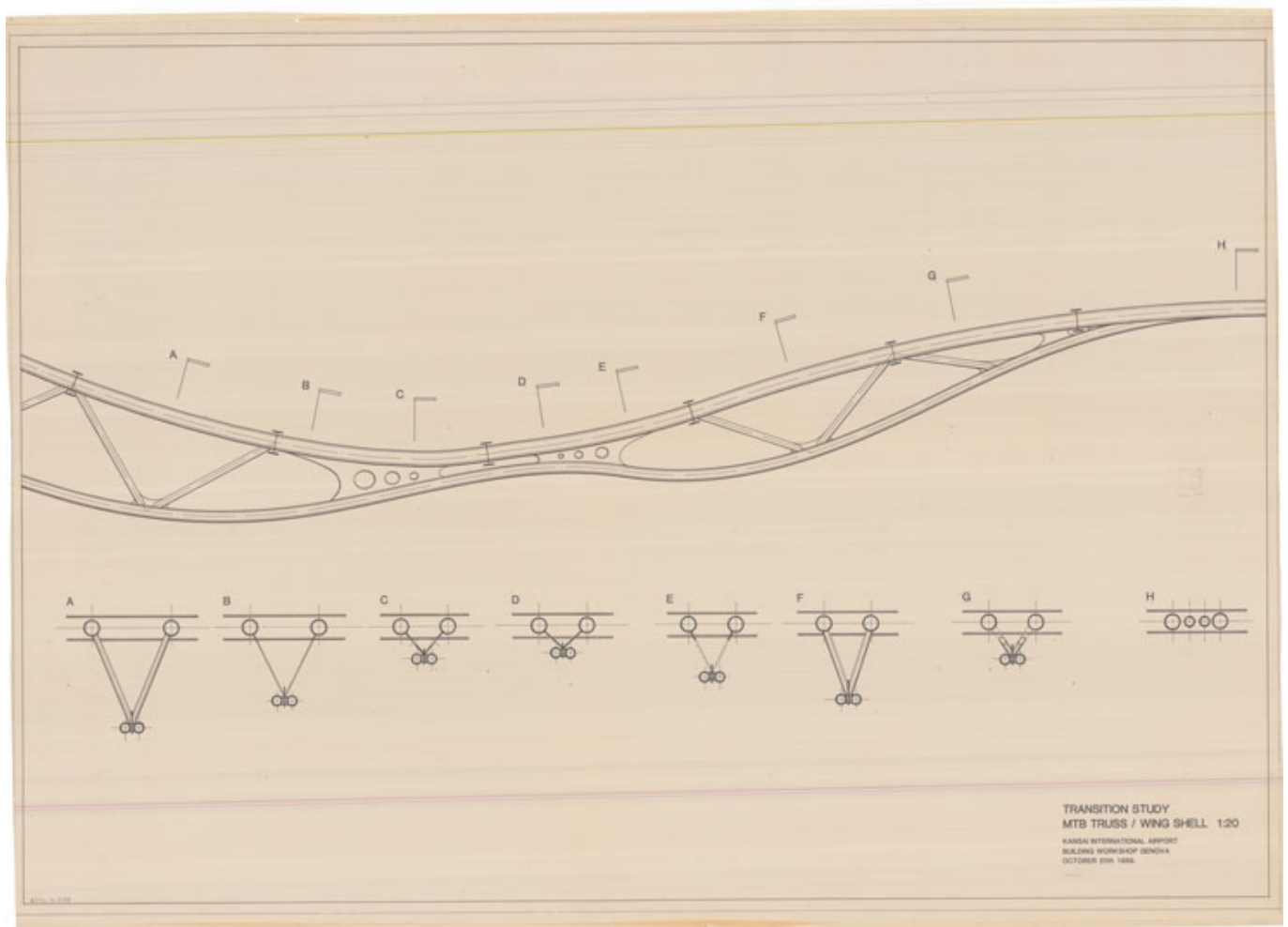
Drawing code KAN_E_155

Author Renzo Piano Building Workshop

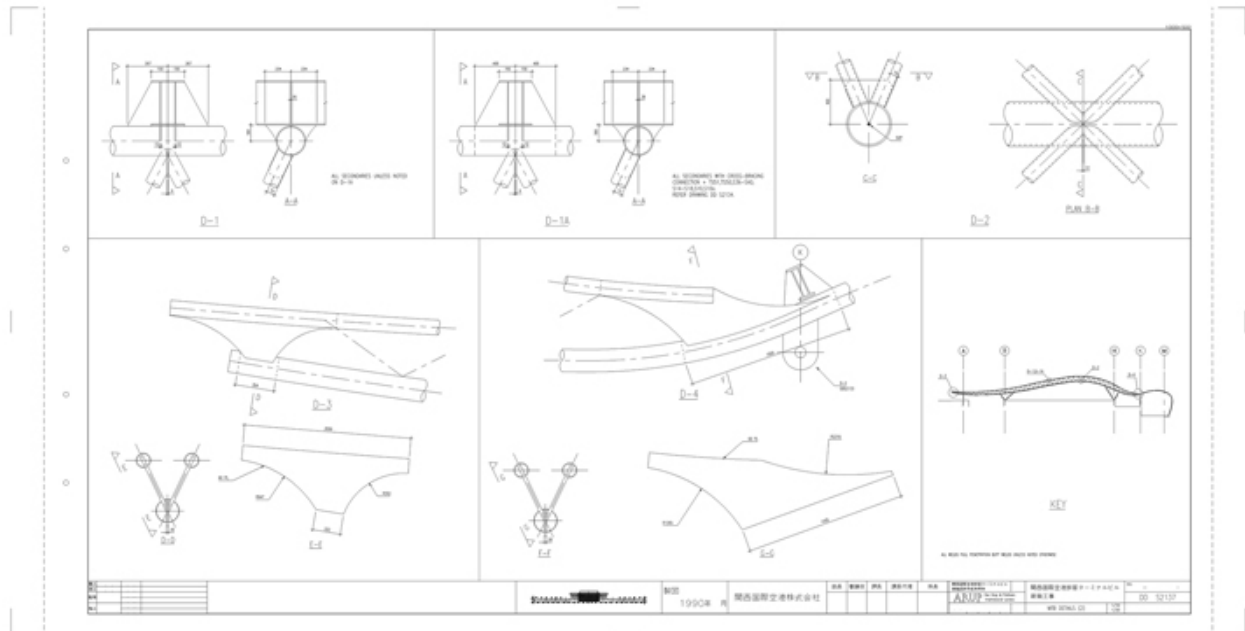
Copyright Fondazione Renzo Piano



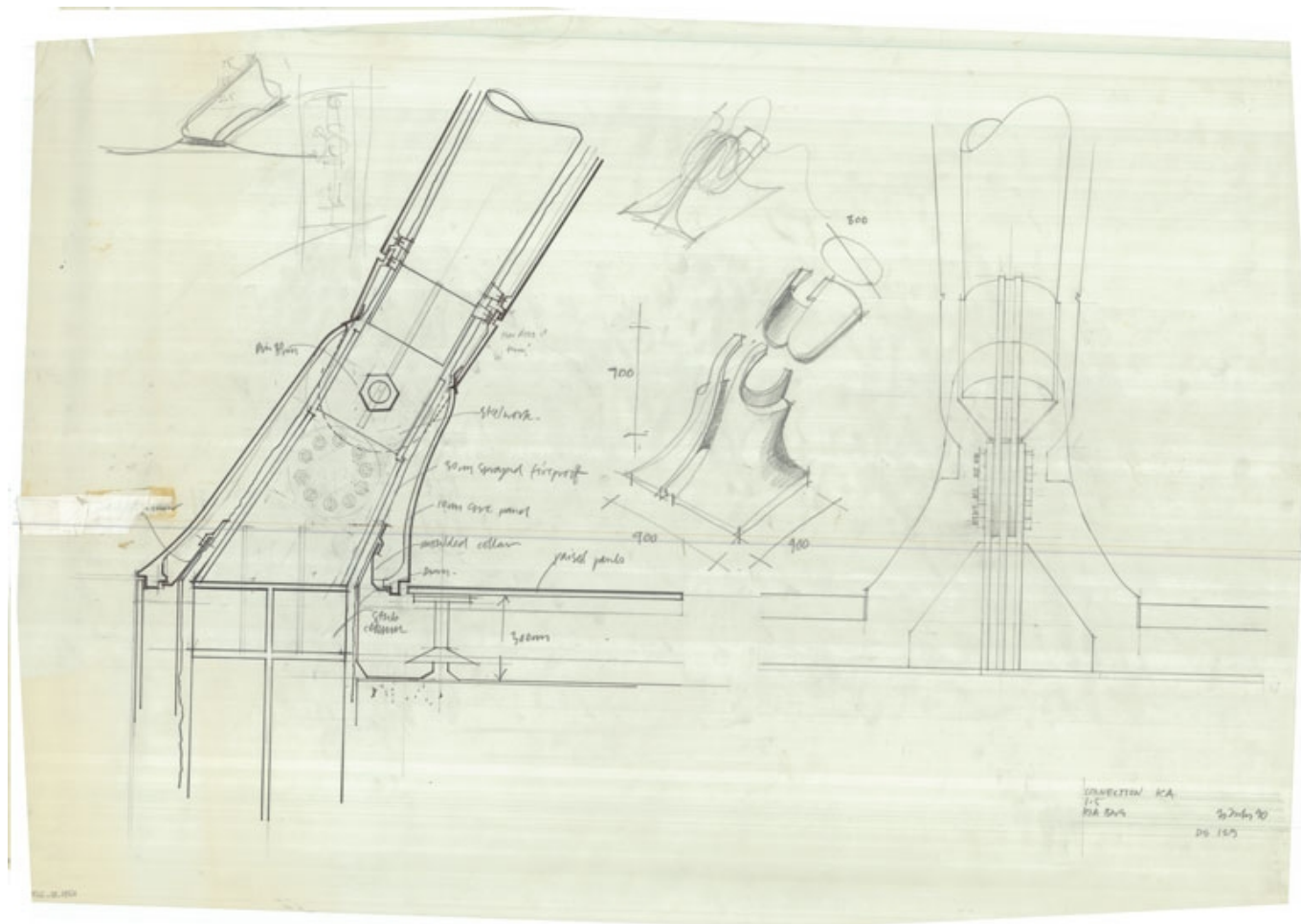
Title	Bottom chord flow
Scale	N/A
Size	117,5 x 84 cm
Date	1989/09/21
Drawing number	SK163
Drawing code	KAN_E_009
Author	Renzo Piano Building Workshop
Copyright	Fondazione Renzo Piano



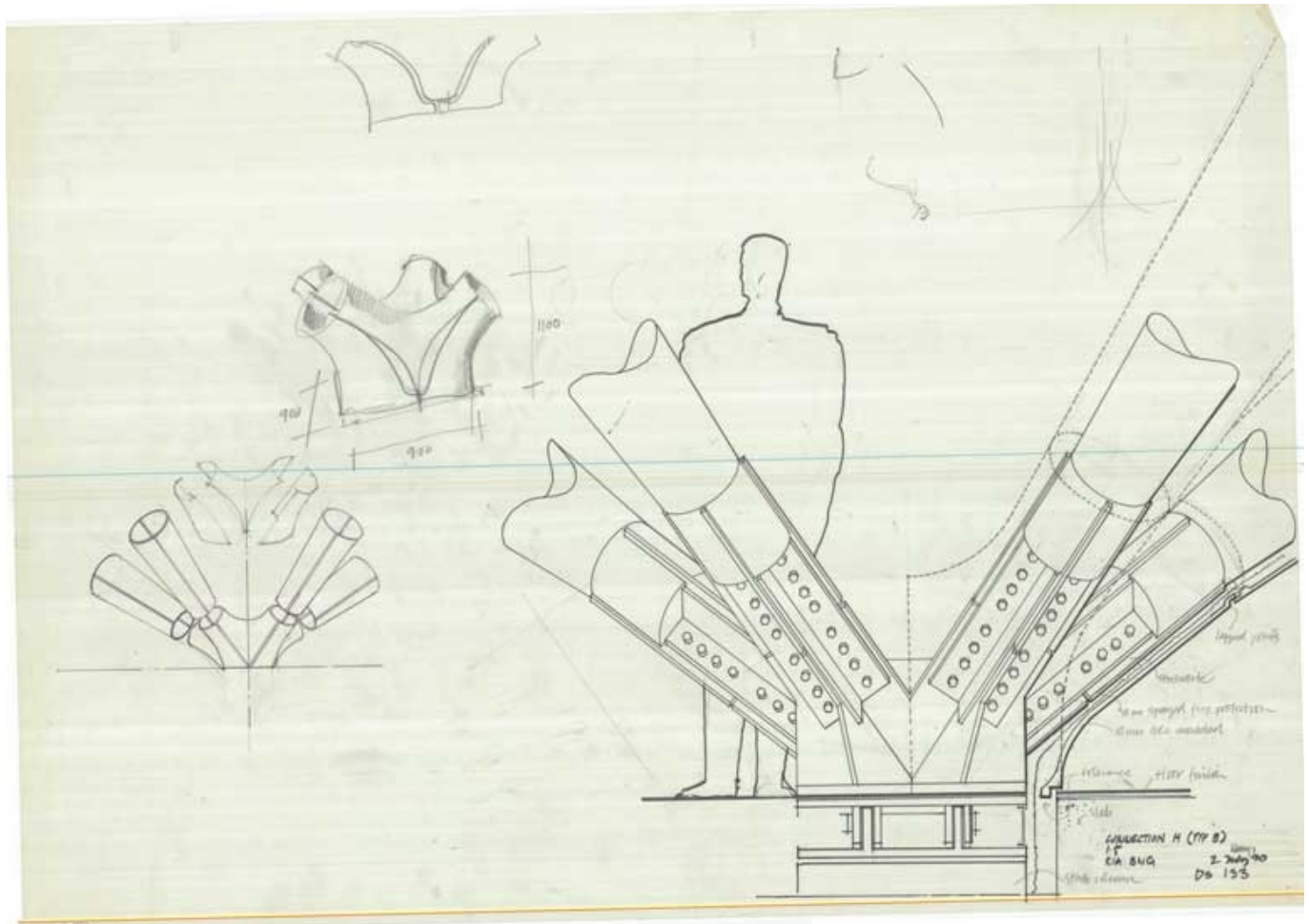
Title	Transition study. MTB Truss/Wing shell
Scale	N/A
Size	121 x 87,5 cm
Date	1989/10/20
Drawing number	-
Drawing code	KAN_E_012
Author	Renzo Piano Building Workshop
Copyright	Fondazione Renzo Piano



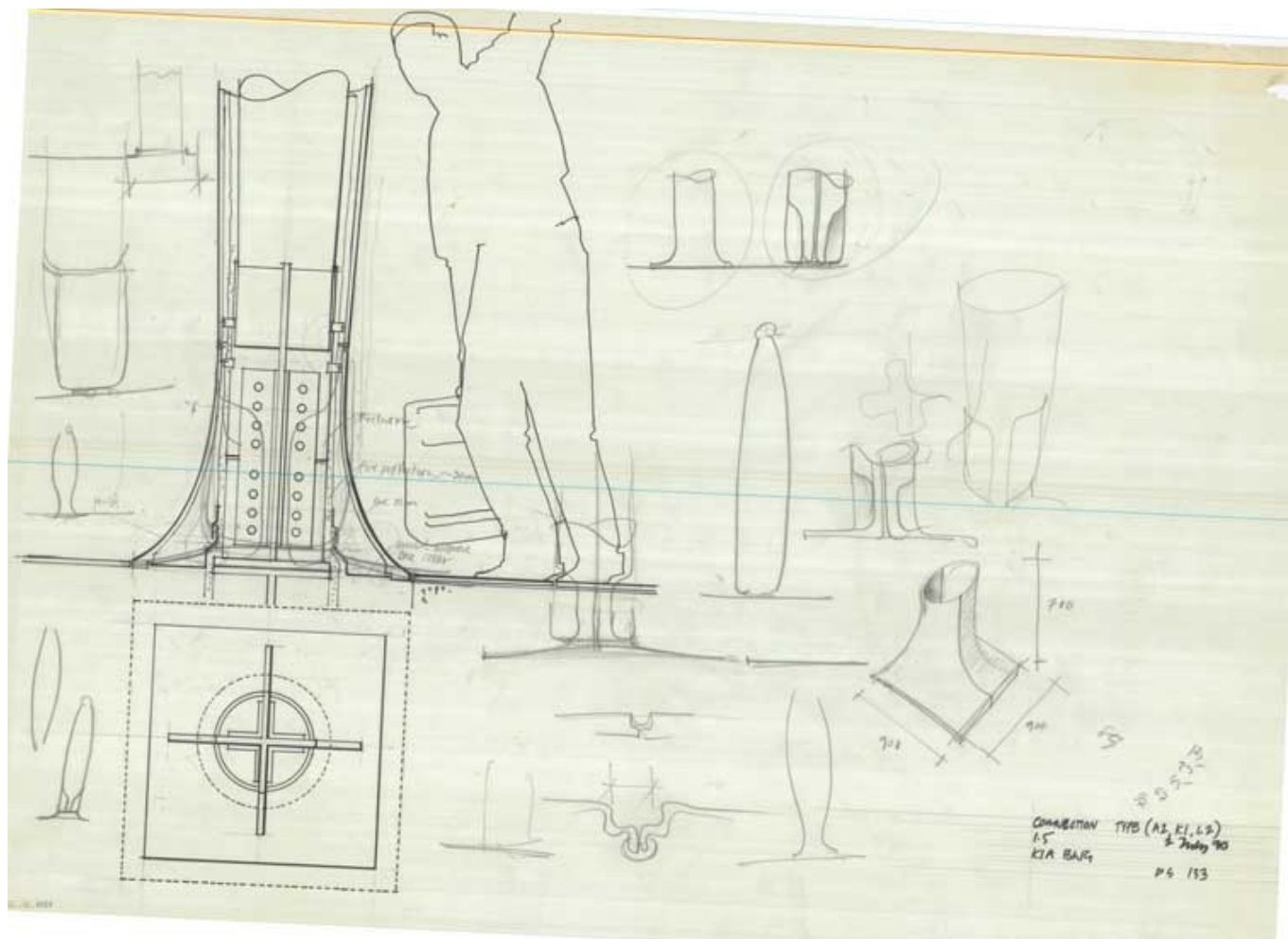
Title	MTB details (2)
Scale	1:10
Date	1990/09/01
Drawing number	DD S2137
Drawing code	KAN_DW_090
Author	Renzo Piano Building Workshop
Copyright	Fondazione Renzo Piano



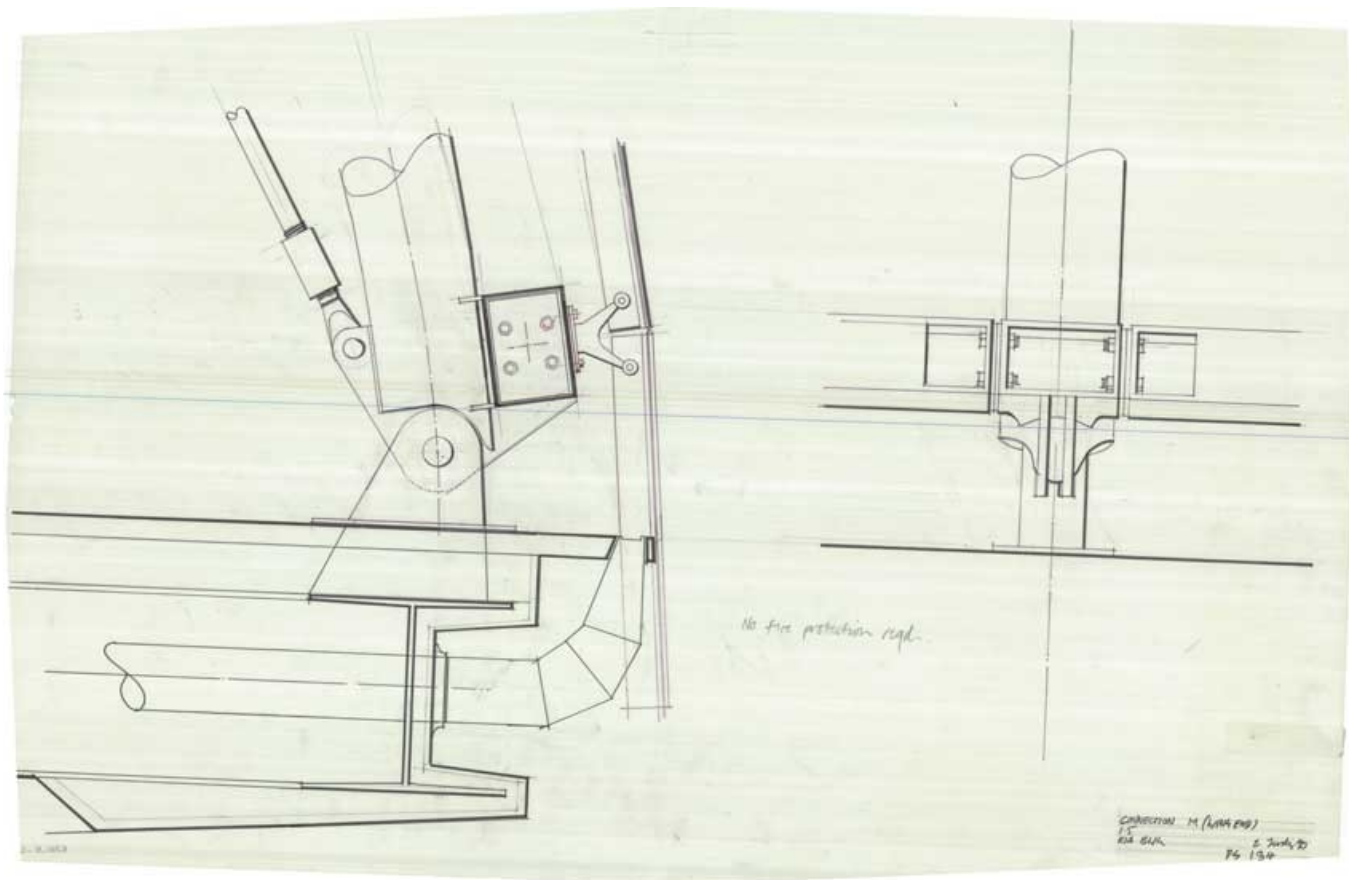
Title	Connection KA
Scale	1:5
Size	89,1 x 59,4 cm
Date	1990/07/03
Drawing number	DS129
Drawing code	KAN_E_200
Author	Renzo Piano Building Workshop
Copyright	Fondazione Renzo Piano



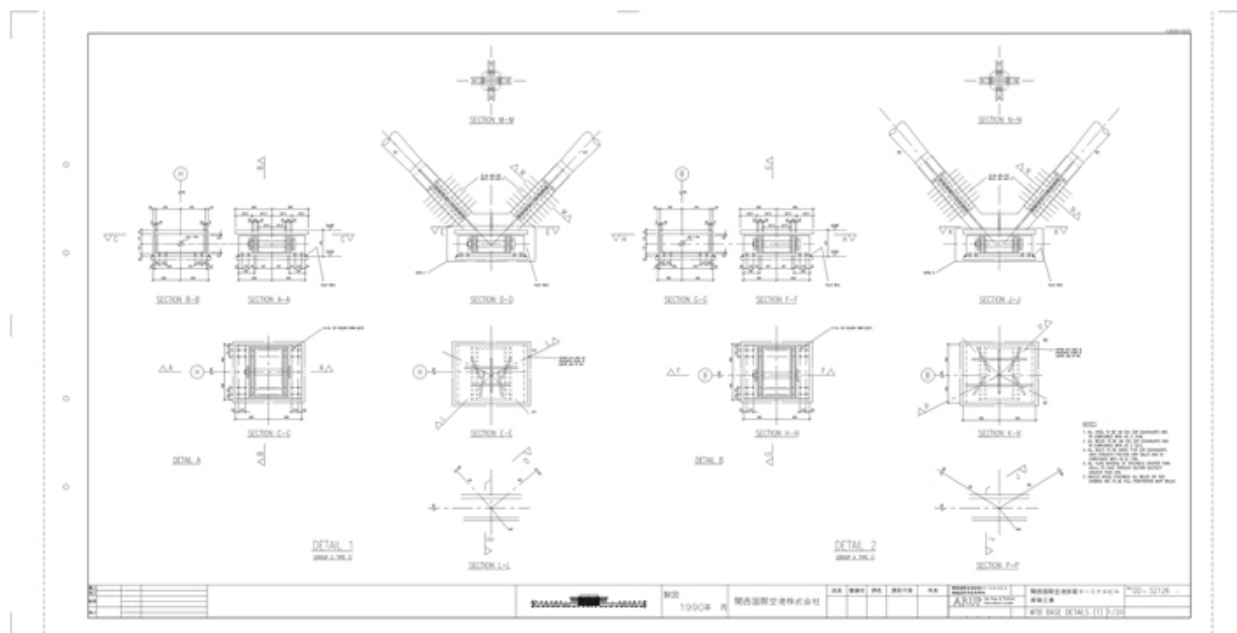
Title	Connection H -Type B
Scale	1:5
Size	89,1 x 59,4 cm
Date	1990/07/02
Drawing number	DS133
Drawing code	KAN_E_206
Author	Renzo Piano Building Workshop
Copyright	Fondazione Renzo Piano



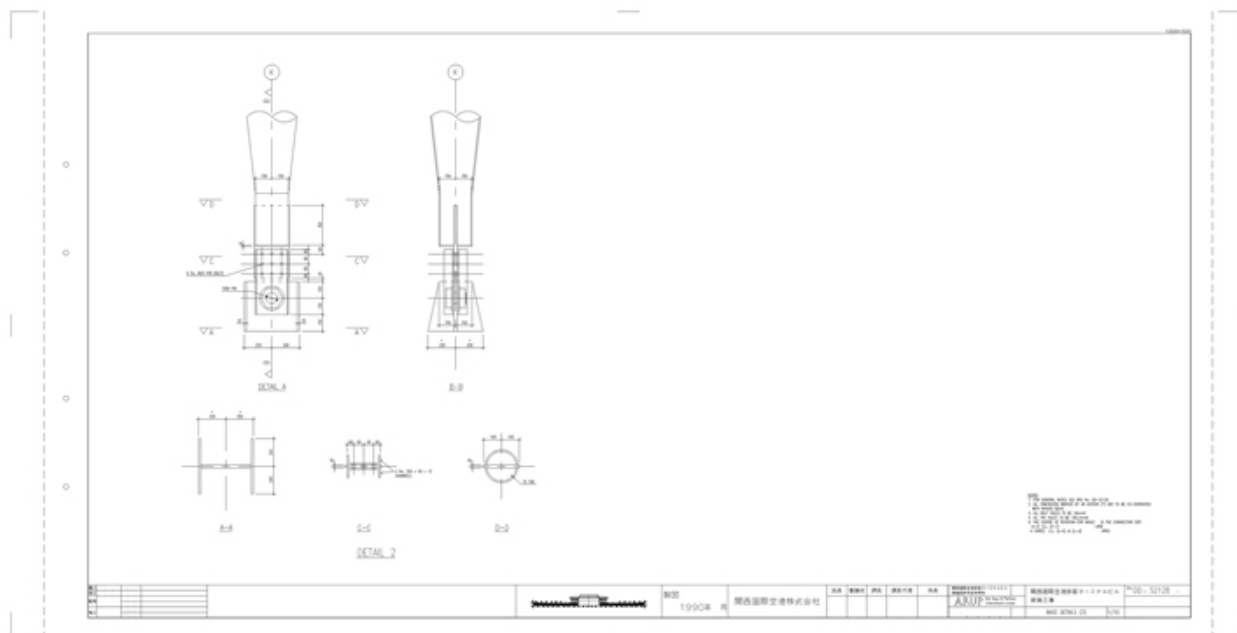
Title	Connection- Type A1, K1, L2
Scale	1:5
Size	84,1 x 59,4 cm
Date	1990/07/02
Drawing number	DS133
Drawing code	KAN_E_207
Author	Renzo Piano Building Workshop
Copyright	Fondazione Renzo Piano



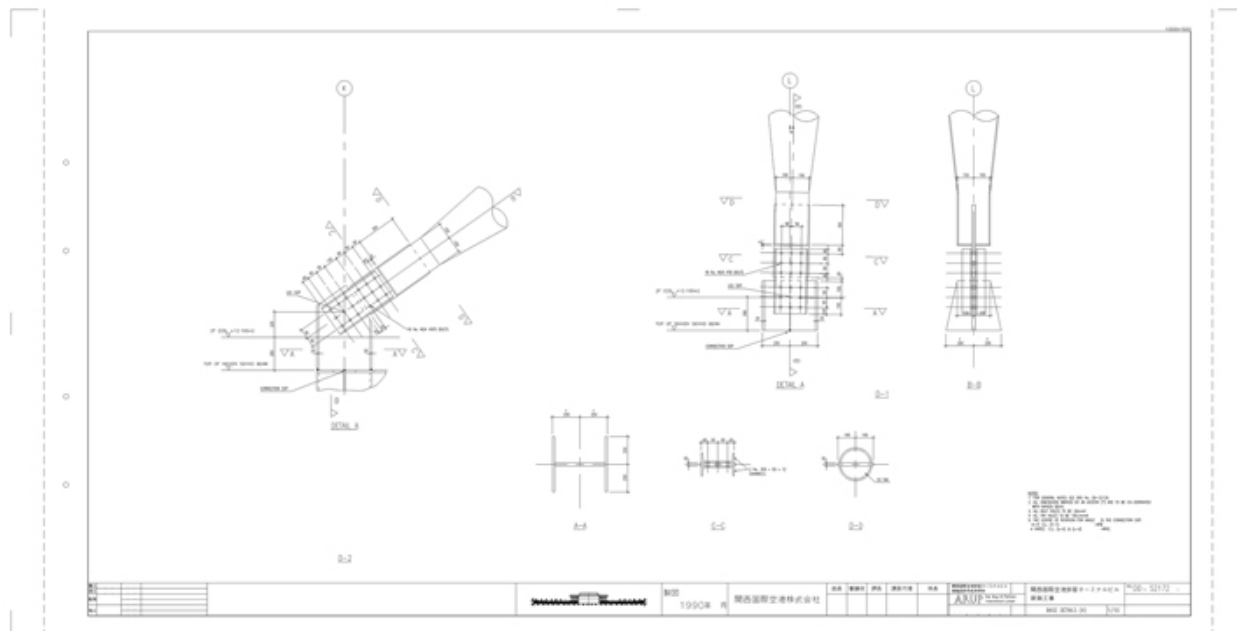
Title	Connection M- Wing End
Scale	1:5
Size	81,4 x 59,4 cm
Date	1990/07/02
Drawing number	DS134
Drawing code	KAN_E_208
Author	Renzo Piano Building Workshop
Copyright	Fondazione Renzo Piano



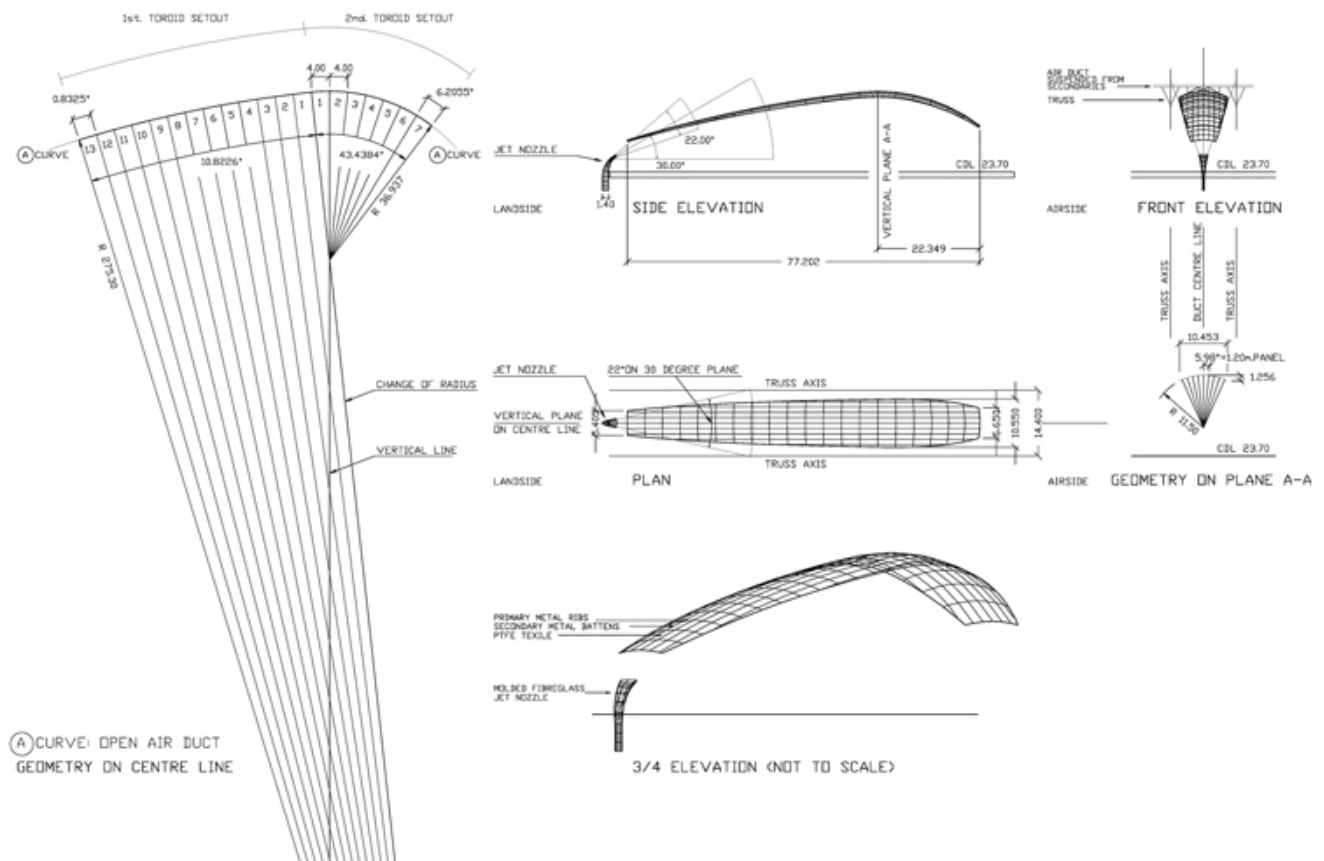
Title	MTB base details (1)
Scale	1:20
Date	1990/09/01
Drawing number	DD - S2126
Drawing code	KAN_DW_088
Author	Renzo Piano Building Workshop
Copyright	Fondazione Renzo Piano



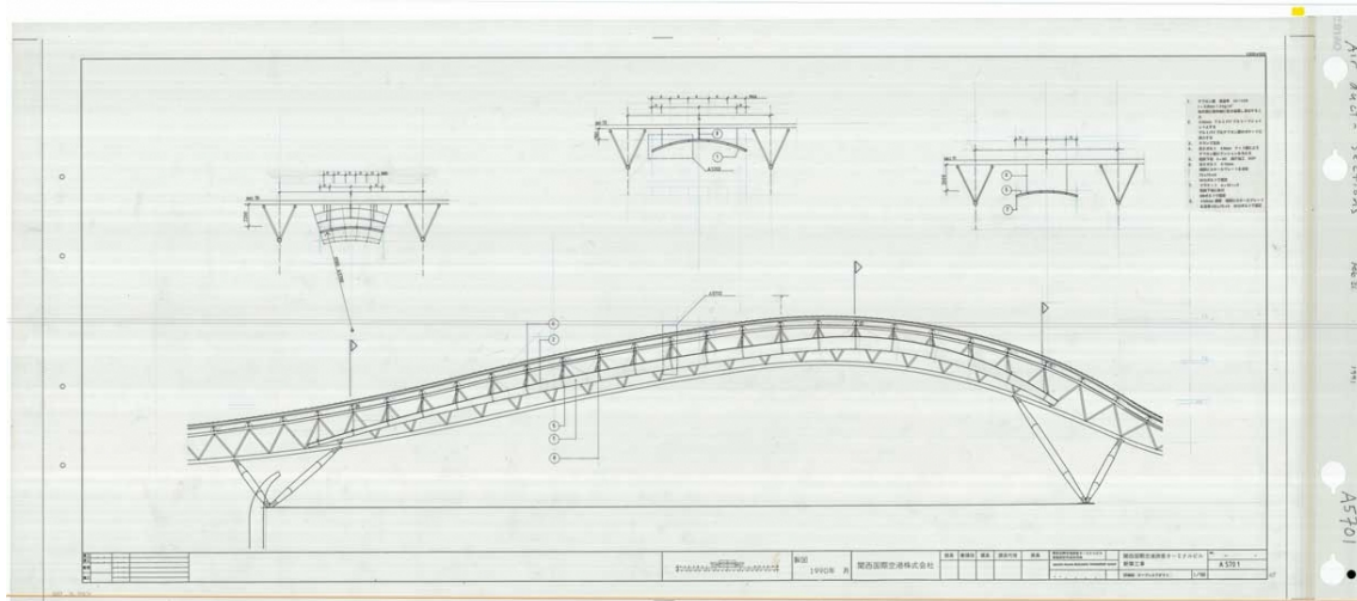
Title	Base detail (3)
Scale	1:10
Date	1990/09/01
Drawing number	DD - S2128
Drawing code	KAN_DW_089
Author	Renzo Piano Building Workshop
Copyright	Fondazione Renzo Piano



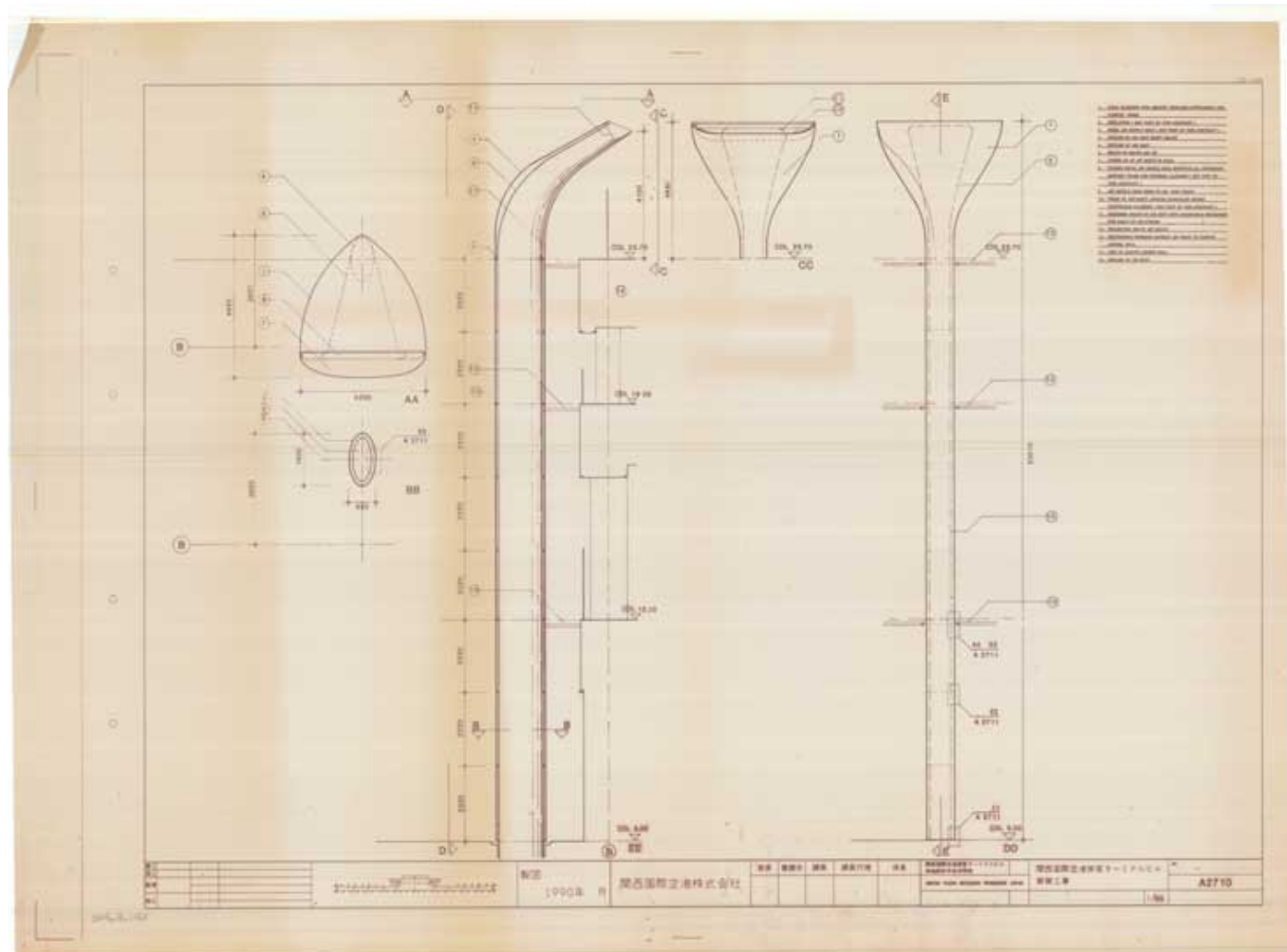
Title	Base detail (4)
Scale	1:10
Date	1990/09/01
Drawing number	DD - S2172
Drawing code	KAN_DW_101
Author	Renzo Piano Building Workshop
Copyright	Fondazione Renzo Piano



Title	Open air duct - geometry
Scale	NTS
Date	1990/09/01
Drawing number	-
Drawing code	KAN_DW_112
Author	Renzo Piano Building Workshop
Copyright	Fondazione Renzo Piano



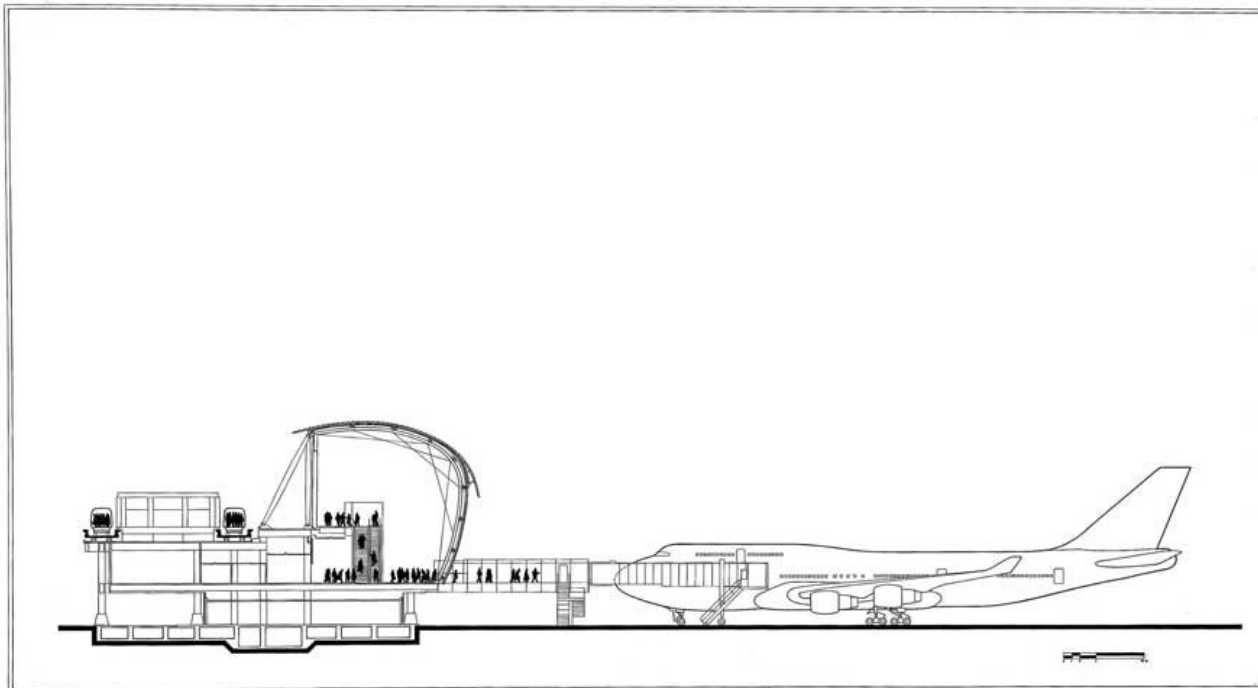
Title	Aird duct - sections
Scale	1:5
Size	136,5 x 59,5 cm
Date	1991/02/26
	Issue presentation 1990/12/01
Drawing number	A5701
Drawing code	KAN_E_139
Author	Renzo Piano Building Workshop
Copyright	Fondazione Renzo Piano



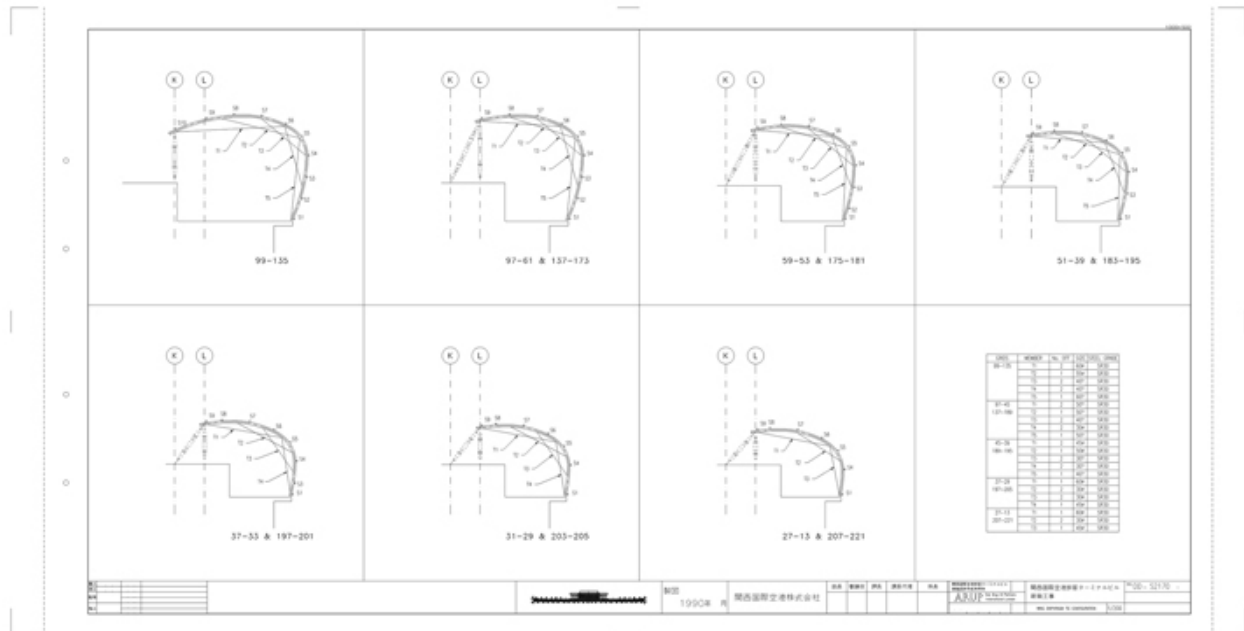
Title	Air duct - detail
Scale	1:50
Size	82 x 60,4 cm
Date	1990/01/01
	Issue presentation 1990/12/01
Drawing number	A2710
Drawing code	KAN_E_379
Author	Renzo Piano Building Workshop

Copyright

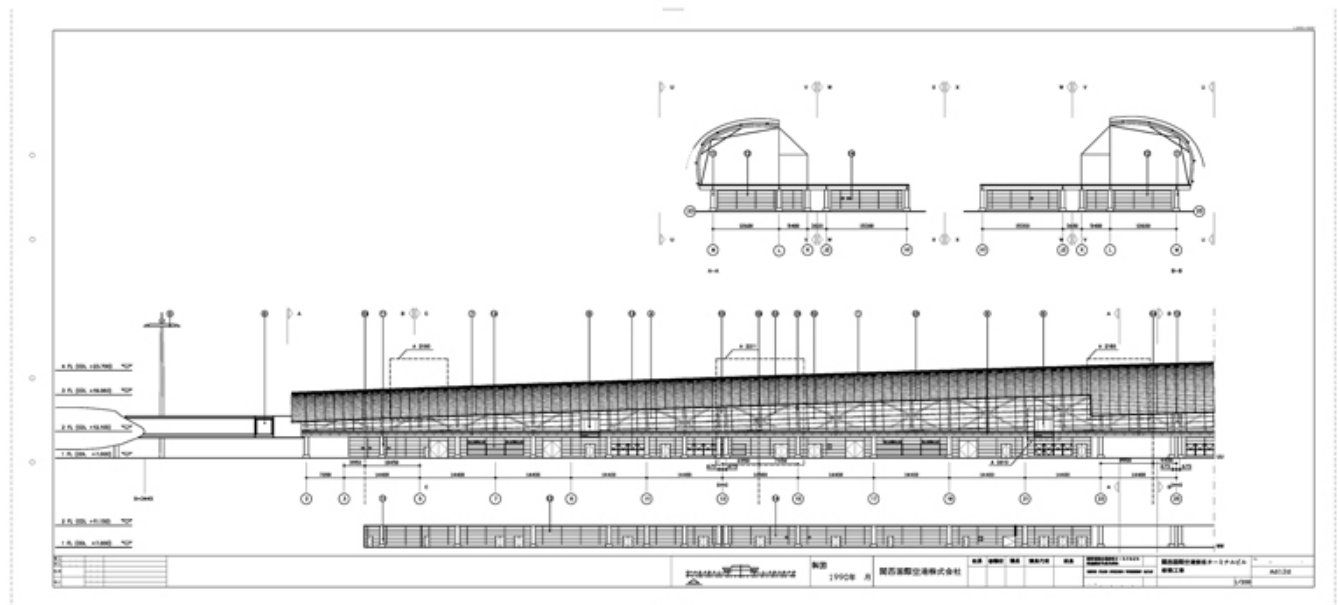
Fondazione Renzo Piano




Title	Section
Scale	-
Date	-
Drawing number	-
Drawing code	KAN__173
Author	-
Copyright	Fondazione Renzo Piano



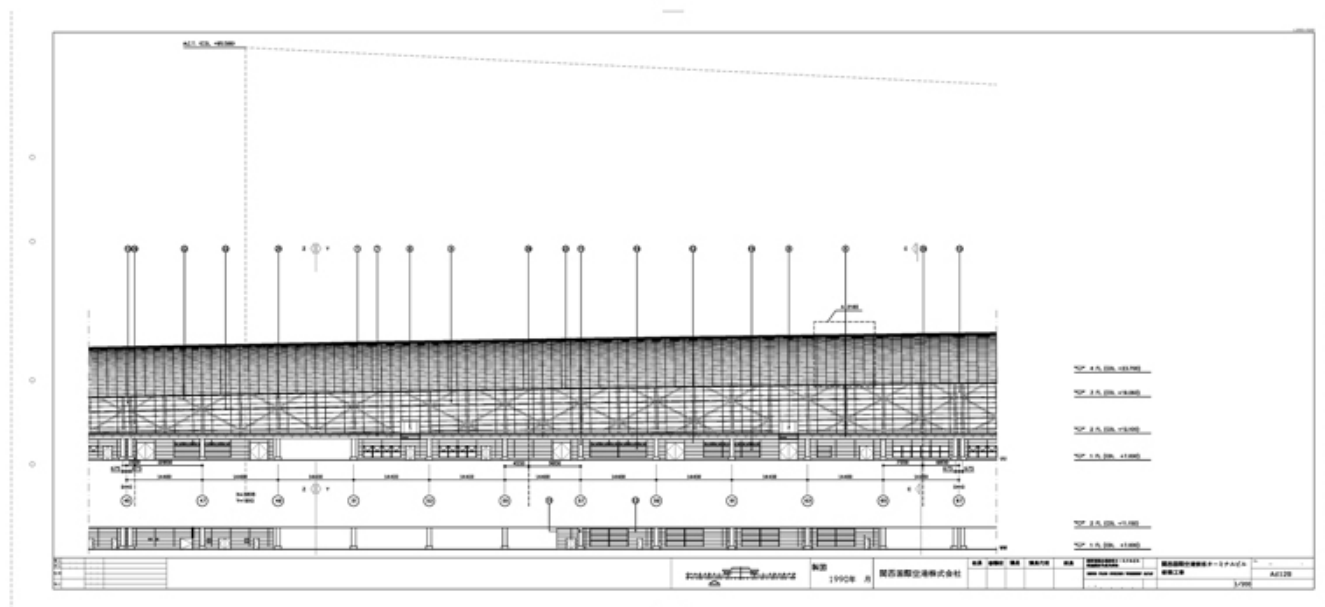
Title	Wing diaphragm tie configuration
Scale	1:200
Date	1990/09/01
Drawing number	DD - S2170
Drawing code	KAN_DW_100
Author	Renzo Piano Building Workshop
Copyright	Fondazione Renzo Piano



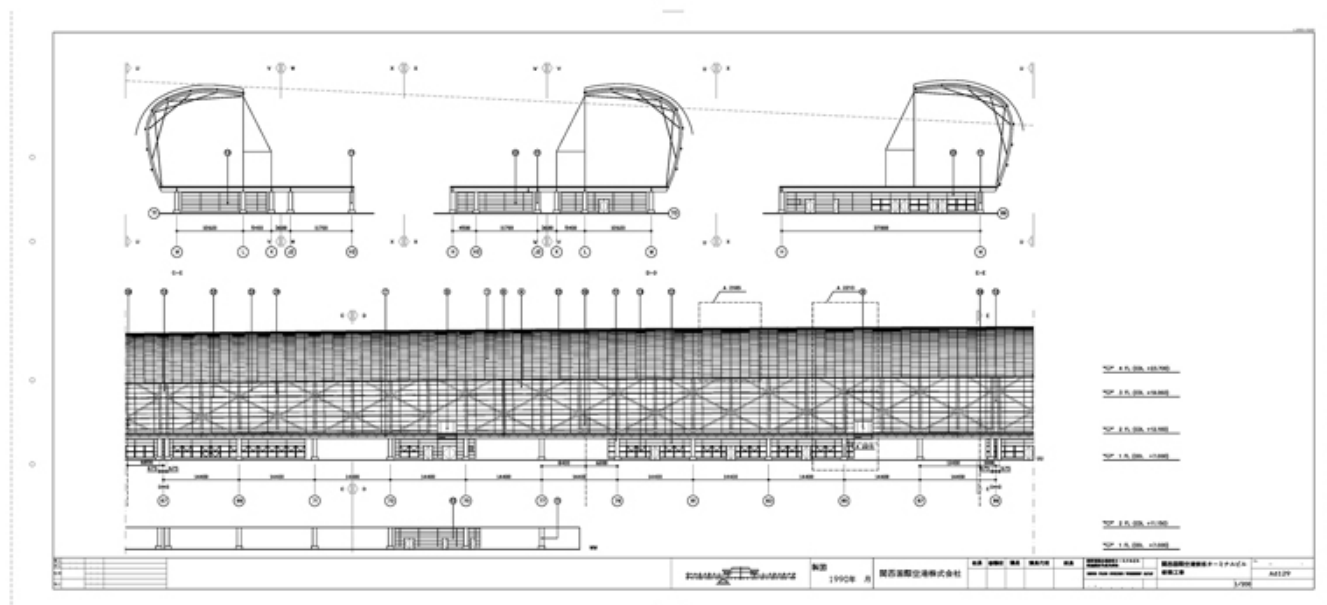
Title	Airside elevation G. L. 2 ÷ 25
Scale	1:200
Date	1991/03/01
Drawing number	A6126
Drawing code	KAN_DW_040
Author	Renzo Piano Building Workshop
Copyright	Fondazione Renzo Piano



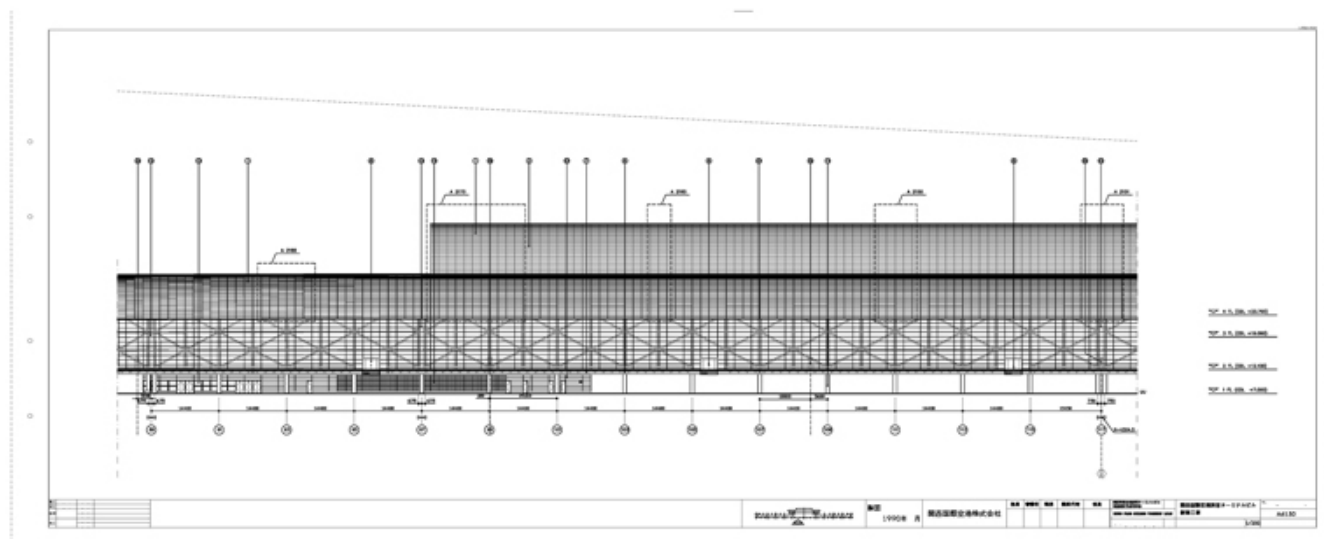
Title	Airside elevation G. L. 25 ÷ 45
Scale	1:200
Date	1991/03/01
Drawing number	A6127
Drawing code	KAN_DW_041
Author	Renzo Piano Building Workshop
Copyright	Fondazione Renzo Piano




Title	Airside elevation G. L. 45 ÷ 67
Scale	1:200
Date	1991/03/01
Drawing number	A6128
Drawing code	KAN_DW_042
Author	Renzo Piano Building Workshop
Copyright	Fondazione Renzo Piano



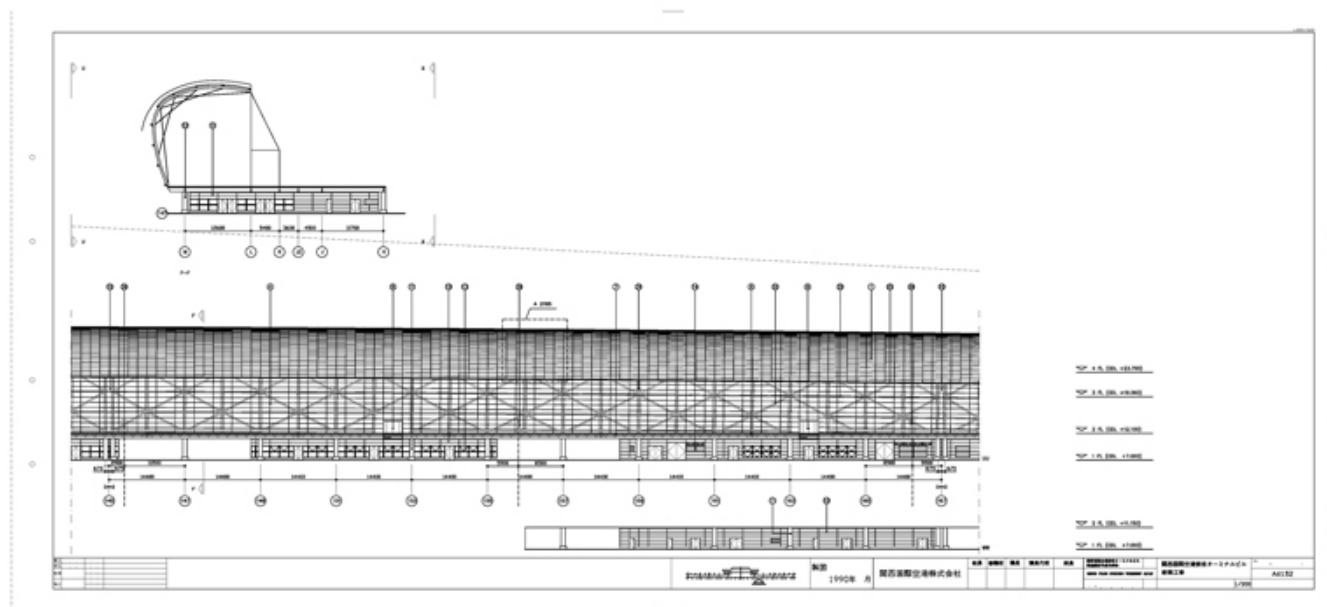
Title	Airside elevation G. L. 67 ÷ 89
Scale	1:200
Date	1991/03/01
Drawing number	A6129
Drawing code	KAN_DW_043
Author	Renzo Piano Building Workshop
Copyright	Fondazione Renzo Piano



Title	Airside elevation G. L. 89 ÷ 117
Scale	1:200
Date	1991/03/01
Drawing number	A6130
Drawing code	KAN_DW_044
Author	Renzo Piano Building Workshop
Copyright	Fondazione Renzo Piano



Title	Airside elevation G. L. 117 ÷ 145
Scale	1:200
Date	1991/03/01
Drawing number	A6131
Drawing code	KAN_DW_045
Author	Renzo Piano Building Workshop
Copyright	Fondazione Renzo Piano



Title	Airside elevation G. L. 145 ÷ 167
-------	-----------------------------------

Scale	1:200
-------	-------

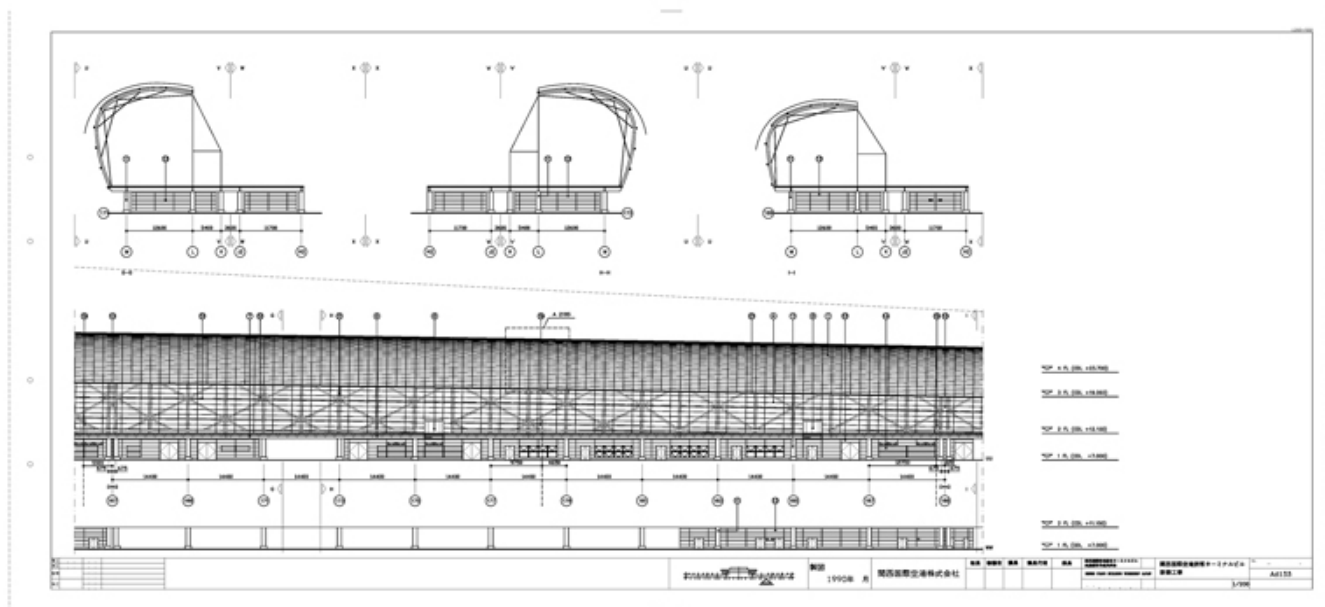
Date	1991/03/01
------	------------

Drawing number	A6132
----------------	-------

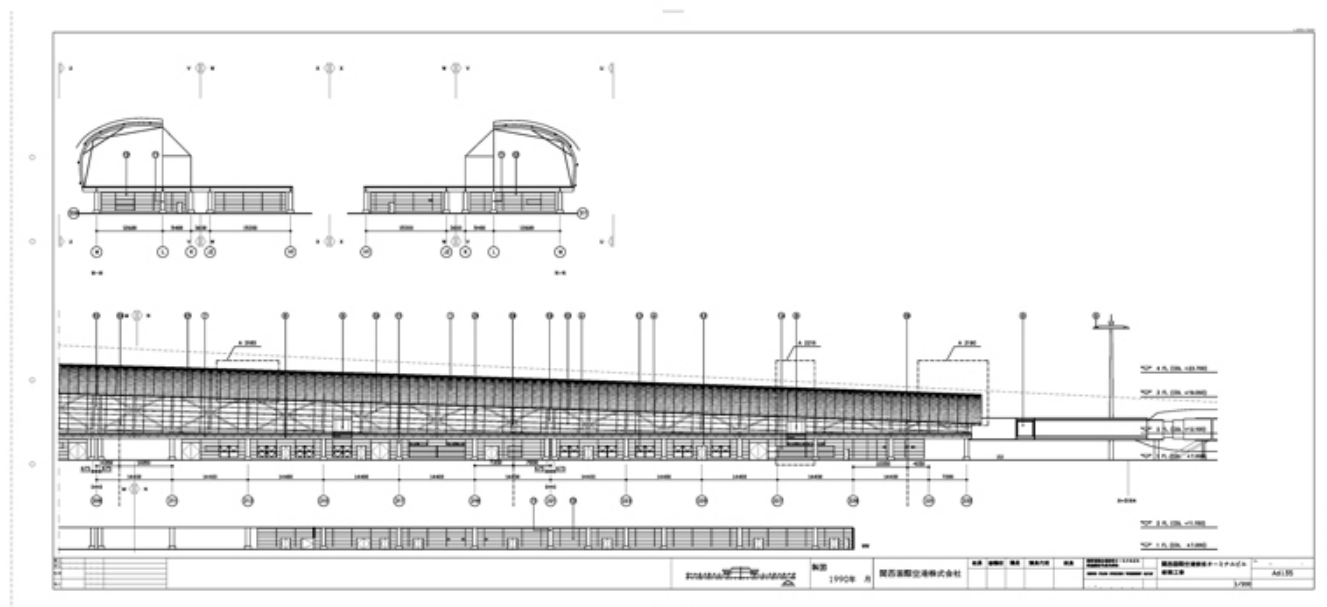
Drawing code	KAN_DW_046
--------------	------------

Author	Renzo Piano Building Workshop
--------	-------------------------------

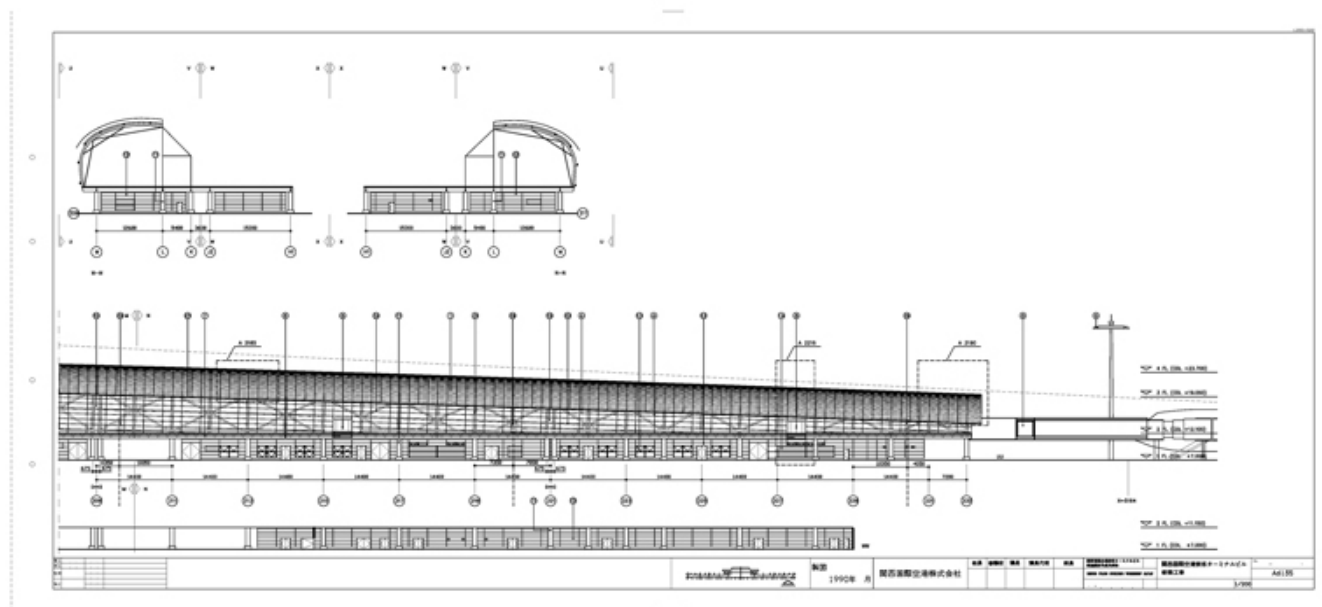
Copyright	Fondazione Renzo Piano
-----------	------------------------



Title	Airside elevation G. L. 167 ÷ 189
Scale	1:200
Date	1991/03/01
Drawing number	A6133
Drawing code	KAN_DW_047
Author	Renzo Piano Building Workshop
Copyright	Fondazione Renzo Piano




Title	Airside elevation G. L. 189 ÷ 209
Scale	1:200
Date	1991/03/01
Drawing number	A6134
Drawing code	KAN_DW_048
Author	Renzo Piano Building Workshop
Copyright	Fondazione Renzo Piano




Title	Airside elevation G. L. 209 ÷ 232
Scale	1:200
Date	1991/03/01
Drawing number	A6135
Drawing code	KAN_DW_049
Author	Renzo Piano Building Workshop
Copyright	Fondazione Renzo Piano

Modelli



Title	End wall joint
Date	1991-01-28
Model Code	KAN_MD_018_T
Scale	1:1
Model Author	RPBW - Renzo Piano Building Workshop Architects




Title	MTB Main truss study model
Date	1993-01-01
Model Code	KAN_MD_002_T
Scale	1:300
Model Author	RPBW - Renzo Piano Building Workshop Architects




Title	MTB Main truss study model
Date	1990-10-01
Model Code	KAN_MD_016_T1
Scale	1:50
Model Author	RPBW - Renzo Piano Building Workshop Architects




Title	Wing structure study model
Date	1993-01-01
Model Code	KAN_MD_024_T
Scale	1:20
Model Author	RPBW - Renzo Piano Building Workshop Architects




Title	Column/ Main truss connection study- September
Date	1989-08-01
Model Code	KAN_MD_040_T1
Scale	
Model Author	RPBW - Renzo Piano Building Workshop Architects




Title	Open air duct - Geometry study
Date	1989-08-01
Model Code	KAN_MD_023AB_T1
Scale	1:100
Model Author	RPBW - Renzo Piano Building Workshop Architects




Title	Open air duct - Geometry study
Date	1989-09-01
Model Code	KAN_MD_057_T
Scale	
Model Author	RPBW - Renzo Piano Building Workshop Architects



Title	MTB Architectural model - Competition presentation
Date	1988-12-01
Model Code	KAN_MD_010_T4
Scale	1:100
Model Author	RPBW - Renzo Piano Building Workshop Architects




Title	Masterplan - Competition presentation
Date	1988-12-01
Model Code	KAN_MD_017_D2
Scale	
Model Author	RPBW - Renzo Piano Building Workshop Architects



Title	Geometry principle study - July presentation
Date	1989-06-19
Model Code	KAN_MD_044_T1
Scale	
Model Author	RPBW - Renzo Piano Building Workshop Architects




Title	Geometry principle study - July presentation
Date	1989-07-05
Model Code	KAN_MD_042_F
Scale	
Model Author	RPBW - Renzo Piano Building Workshop Architects




Title	Structural element geometry - May presentation
Date	1989-08-01
Model Code	KAN_MD_041_T1
Scale	
Model Author	RPBW - Renzo Piano Building Workshop Architects



Title	General structure study model
Date	1989-03-01
Model Code	KAN_MD_021_T1
Scale	1:500
Model Author	RPBW - Renzo Piano Building Workshop Architects



Title	General structure study model
Date	1989-05-10
Model Code	KAN_MD_007_D1
Scale	1:500
Model Author	RPBW - Renzo Piano Building Workshop Architects




Title	General structure study model
Date	1989-05-10
Model Code	KAN_MD_007_Z
Scale	1:500
Model Author	RPBW - Renzo Piano Building Workshop Architects




Title	General structure study model - July presentation
Date	1989-07-18
Model Code	KAN_MD_058_T1
Scale	1:500
Model Author	RPBW - Renzo Piano Building Workshop Architects




Title	General structure study model
Date	1990-11-01
Model Code	KAN_MD_006_Z1
Scale	1:500
Model Author	RPBW - Renzo Piano Building Workshop Architects




Title	MTB/Wing structure - May study
Date	1989-04-01
Model Code	KAN_MD_056_T
Scale	
Model Author	RPBW - Renzo Piano Building Workshop Architects



Title	MTB Structure study model - July study
Date	1989-07-01
Model Code	KAN_MD_050_F
Scale	
Model Author	RPBW - Renzo Piano Building Workshop Architects



Title	Wing/Main truss connection - September study
Date	1989-09-01
Model Code	KAN_MD_051_T
Scale	
Model Author	RPBW - Renzo Piano Building Workshop Architects



TitleWing study model

Date


Model Code

KAN_MD_090_T


Scale

Model Author

RPBW - Renzo Piano Building Workshop Architects



Title	End wall study model
Date	1990-07-01
Model Code	KAN_MD_086_T
Scale	
Model Author	RPBW - Renzo Piano Building Workshop Architects



Title	End wall mast detailed model - Presentation
Date	1992-02-01
Model Code	KAN_MD_008_T
Scale	1:20
Model Author	RPBW - Renzo Piano Building Workshop Architects

